


DB 16.00	CAN BUS SYSTEMS – 93X		GEMINI®		
	CODICI DI PROGRAMMAZIONE / PROGRAMMING CODES		ALARM SYSTEMS		
MODELLO VETTURA VEHICLE MAKE AND MODEL		SCHEDA N. SHEET Nr.	CODICE CODE	DA FROM	FUNZIONI FEATURES
ALFA ROMEO 159 Mod. '05		1-11 / BUS	101	DB 02.00	ABEF2HZ
ALFA ROMEO 159 Mod. '10		1-15 / BUS	101	DB 02.00	ABEF2HZ
ALFA ROMEO BRERA Mod. '06		1-12 / BUS	101	DB 02.00	ABEF2HZ
ALFA ROMEO GIULIA Mod. '17		1-17 / BUS	220	DB 09.10	ABCF1GHZ
ALFA ROMEO GIULIETTA Mod. '10 – '18		1-16B / BUS	131	DB 02.00	ABF1HZ
ALFA ROMEO MITO Mod. '08		1-14 / BUS	131	DB 02.00	ABF1HZ
ALFA ROMEO STELVIO Mod. '17		1-18 / BUS	220	DB 09.10	ABCF1GHZ
▶ ALFA ROMEO TONALE Mod. '22		1-19 / BUS	130	DB 16.00	ABCF2GHLZ
AUDI A1 Mod. '10 – '13		4-23A / BUS	154 / 183	DB 05.10	ABCDEF2Z
AUDI A3 & A3 SPORTBACK Mod. '10		4-20 / BUS	154	DB 01.00	ABCDEF2Z
AUDI A3 & A3 SPORTBACK Mod. '13 – '22		4-29 / BUS	173	DB 05.00	ABCDEF2HZ
AUDI A4 (B9) Mod. '16		4-31 / BUS	173	DB 08.00	ABCDEF2Z
AUDI A5 (B8) Mod. '18 – '23		4-34 / BUS	173	DB 08.00	ABC*DEF2Z
AUDI A6 (C7) Mod. '12 – '17		4-26B / BUS	161 / 224	DB 09.10	ABCDEF2GHLZ
AUDI A7 Mod. '11 – '17		4-24A / BUS	161 / 181	DB 05.00	ABCDEF2GHZ
AUDI A8 (4H) Mod. '11 – '17		4-25A / BUS	161 / 181	DB 05.00	ABCDEF2GHZ
AUDI Q2 '18 Mod. '18		4-35 / BUS	217	DB 09.00	ABCDEF2HZ
AUDI Q3 (8U) Mod. '12 – '14		4-28A / BUS	109 / 188	DB 06.00	ABCDEF2GHZ
AUDI Q5 Mod. '17		4-33 / BUS	173	DB 08.00	ABC*DEF2Z
AUDI Q7 Mod. '15		4-30 / BUS	173	DB 08.00	ABCDEF2
AUDI Q8 Mod. '20		4-36 / BUS	223	DB 13.00	ABCDEF2GH
AUDI R8 Mod. '12		4-27 / BUS	154	DB 01.00	ABCDEF2Z
AUDI R8 (4S) Mod. '16		4-32 / BUS	161	DB 09.00	ABCDEF2GHZ
AUDI TT Mod. '10		4-22 / BUS	154	DB 01.00	ABCDEF2Z
AUDI TT Mod. '14 – '21		4-37 / BUS	173	DB 08.00	ABC*EF2GHZ
▶ BMW I3 Mod. '15 – '22		6-42 / BUS	236	DB 11.00	ABCF2GZ
BMW I8 Mod. '15		6-33 / BUS	206	DB 08.00	ABEF2GHZ
BMW SERIE 1 (E87) Mod. '05 – '08		6-9 / BUS	119	DB 01.00	ABEF2Z
BMW SERIE 1 (E87) Mod. '09 – '11		6-17 / BUS	119	DB 01.00	ABEF2Z
BMW SERIE 1 (F20-F21) Mod. '12 – '16		6-24A / BUS	158 / 206 / 208	DB 07.00	ABCF2Z
BMW SERIE 1 (F20-F21) Mod. '18		6-34 / BUS	236	DB 11.00	ABCF2HZ
BMW SERIE 2 (F22-F23) Mod. '14		6-27 / BUS	158 / 208	DB 07.00	ABCF1Z
▶ BMW SERIE 2 ACTIVE TOURER (F45) Mod. '14 – '17		6-32A / BUS	206 / 237	DB 10.00	ABCF2HGZ
BMW SERIE 3 (E90-E91-E92-E93) Mod. '05 – '11		6-10B / BUS	119	DB 01.00	ABDEF2GZ
BMW SERIE 3 (F30-F31) & 3GT (F34) Mod. '12 – '14		6-25C / BUS	158 / 190	DB 06.00	ABCF1 (F2) Z
BMW SERIE 3 (G20-G21) Mod. '21		6-41 / BUS	236	DB 13.00	ABCEF2GHLZ
BMW SERIE 4 (F32-F33) Mod. '14		6-28 / BUS	158 / 208	DB 07.00	ABCF1HZ
BMW SERIE 4 GRAN COUPE' (F36) Mod. '14		6-30 / BUS	206 / 207	DB 07.00	ABCF2HZ
BMW SERIE 5 (E60-E61) Mod. '04 – '10		6-11A / BUS	119	DB 01.00	ABDEF2GZ
BMW SERIE 5 (F10-F11) & SERIE 5GT (F07) Mod. '11 – '16		6-21B / BUS	189 / 208	DB 09.10	ABC*DEF2GLZ
BMW SERIE 5 (G30-G31) Mod. '18		6-35 / BUS	237	DB 11.00	ABCF2GHLZ
BMW SERIE 6 (E63) Mod. '06		6-13 / BUS	119	DB 01.00	ABCDEF2GZ
BMW SERIE 6 (F12-F13) '12		6-26 / BUS	158 / 189	DB 06.00	ABCDEF2G*HZ
BMW SERIE 7 (E65) Mod. '06		6-14 / BUS	119	DB 01.00	ABCDF2GZ
BMW SERIE 7 (F01-F02) Mod. '11 – '15		6-22 / BUS	158 / 208	DB 09.10	ABEF2HZ
BMW SERIE 7 (G11-G12) Mod. '18		6-38 / BUS	236 / 237	DB 11.00	ABCEF2GHLZ
BMW X1 (E84) Mod. '10		6-20 / BUS	119 / 236	DB 11.00	ABEF2Z
BMW X2 (F39) Mod. '18 – '21		6-36A / BUS	237	DB 11.00	ABCF1HZ
BMW X3 (F25) Mod. '11		6-23 / BUS	158 / 206 / 208	DB 07.00	ABCDEF2HZ
BMW X3 (G01) Mod. '18		6-37 / BUS	236	DB 11.00	ABCF2GHLZ
BMW X4 (F26) Mod. '14		6-31 / BUS	206	DB 07.00	ABCF2Z
BMW X5 (E70) Mod. '07		6-15 / BUS	119	DB 01.00	ABCDF2GZ
BMW X5 (F15) Mod. '14 – '18		6-29A / BUS	190 / 206	DB 10.00	ABCF1G*HZ
BMW X6 (E71) Mod. '08		6-16 / BUS	119	DB 01.00	ABCDF2Z
BMW X6 (F16) Mod. '15 – '18		6-39 / BUS	206	DB 10.00	ABCF2G*HZ
BMW X6 (G06) Mod. '20		6-40 / BUS	236	DB 11.00	ABCF2GHLZ
BMW Z4 (E89) Mod. '10		6-19 / BUS	119	DB 01.00	ABC*DF2Z
CHEVROLET AVEO Mod. '11		51-8 / BUS	127	DB 03.00	ABHZ
CHEVROLET CAPTIVA Mod. '06		51-2 / BUS	135	DB 01.00	ABF1
CHEVROLET CAPTIVA Mod. '11 - '13		51-6A / BUS	135	DB 06.00	ABEF1GHZ
CHEVROLET CRUZE Mod. '09 – '13		51-4A / BUS	127	DB 02.00	ABF1Z
CHEVROLET ORLANDO Mod. '11		51-7 / BUS	127	DB 03.00	ABHZ
CHEVROLET TRAX Mod. '13		51-9 / BUS	184	DB 05.10	ABZ
CHEVROLET VOLT Mod. '14		51-11 / BUS	127	DB 05.00	ABHZ
CHRYSLER 300C Mod. '06 (2-button transmitter)		9-6 / BUS	132	DB 01.00	ABCZ


N.B. Il presente elenco è fornito unicamente a titolo indicativo e di riferimento generale. Poiché gli equipaggiamenti in dotazione ai veicoli possono variare considerevolmente nel tempo, oltre che in relazione a differenti modelli e/o versioni e a differenti mercati, GEMINI TECHNOLOGIES S.r.l. non è responsabile per eventuali malfunzionamenti e/o danni causati da inesattezze o lacune contenute in questo documento.

N.B. The present list provides an indicative installation guideline. Since the equipment delivered with a vehicle can differ significantly based on the year, model and type of vehicle and since there can also be market specific equipment differences, GEMINI TECHNOLOGIES S.r.l. shall not be liable for any malfunctions and/or possible damages that may occur due to inaccuracies or insufficient indications herein contained.

DB 16.00	CAN BUS SYSTEMS – 93X CODICI DI PROGRAMMAZIONE / PROGRAMMING CODES				
MODELLO VETTURA VEHICLE MAKE AND MODEL		SCHEDA N. SHEET Nr.	CODICE CODE	DA FROM	FUNZIONI FEATURES
CITROEN BERLINGO 3 Mod. '08 (con abilitazione centrale BSI – with BSI unit programming)		N.D. / N.A.	151	DB 02.00	ABHZ
CITROEN BERLINGO Mod. '18 – '19 (No trigger for doors, bonnet and trunk switch)		10-39A / BUS	234	DB 11.00	F1G*HZ
CITROEN C2 Mod. '05 – '10 (con abilitazione centr. BSI – with BSI unit programming)		10-28 / BUS	151	DB 02.00	ABHZ
CITROEN C3 & C3 Pluirl Mod. '05 (con abilitazione centr. BSI – with BSI unit programming)		N.D. / N.A.	151	DB 02.00	ABHZ
CITROEN C3 Mod. '10 (con abilitazione centr. BSI – with BSI unit programming)		10-27 / BUS	151	DB 02.00	ABHZ
CITROEN C3 & C3 AIRCROSS Mod. '17 – '20 (No trigger for doors, bonnet and trunk switch)		10-41 / BUS	234	DB 11.00	F1*G*HZ
CITROEN C4 & C4 PICASSO Mod. '06 (con abilitazione centr. BSI – with BSI unit programming)		10-18 / BUS	151	DB 02.00	ABHZ
CITROEN C4 & C4 PICASSO Mod. '10 (con abilitazione centr. BSI – with BSI unit programming)		10-31 / BUS	151	DB 02.00	ABF1HZ
CITROEN C4 Mod. '11 (con abilitazione centr. BSI – with BSI unit programming)		10-32 / BUS	151	DB 02.00	ABF1HZ
CITROEN C4 AIRCROSS Mod. '14		10-35 / BUS	132	DB 01.00	ABCG
CITROEN C5 Mod. '08 – '09 (con abilitazione centr. BSI – with BSI unit programming)		10-26 / BUS	151	DB 02.00	ABHZ
CITROEN C5 AIRCROSS Mod. '21 (No trigger for doors, bonnet and trunk switch)		10-42 / BUS	111	DB 13.00	ABEF1*GHZ
CITROEN C6 Mod. '05 (con abilitazione centr. BSI – with BSI unit programming)		N.D. / N.A.	151	DB 02.00	ABHZ
CITROEN C8 Mod. '05 (con abilitazione centr. BSI – with BSI unit programming)		N.D. / N.A.	151	DB 02.00	ABHZ
CITROEN C-CROSSER Mod. '07 – '11		10-23A / BUS	132	DB 02.00	ABGHZ
CITROEN DS3 Mod. '10 (con abilitazione centr. BSI – with BSI unit programming)		10-28 / BUS	151	DB 02.00	ABHZ
CITROEN JUMPER Mod. '06		10-21 / BUS	101	DB 02.00	ABF1HZ
CITROEN JUMPER Mod. '11 (Euro 5)		10-33 / BUS	131	DB 02.00	ABF1HZ
CITROEN JUMPER Mod. '14 (Euro 5+)		10-36 / BUS	131	DB 05.10	ABF1HZ
CITROEN JUMPER Mod. '20 (Euro 6)		10-40 / BUS	131	DB 05.10	ABF1HZ
CITROEN JUMPY 2 Mod. '08 (con abilitazione centr. BSI – with BSI unit programming)		10-22 / BUS	151	DB 02.00	ABHZ
CITROEN JUMPY 2 Mod. '11 – '14 (con abilitazione centr. BSI – with BSI unit programming)		10-30A / BUS	151	DB 02.00	ABF1HZ
CITROEN NEMO Mod. '08		10-24 / BUS	131	DB 02.00	ABF1HZ
CUPRA FORMENTOR Mod. '21		57-1 / BUS	173	DB 08.00	ABC*DEF2GHZ
▶ DACIA DUSTER Mod. '18 – '23		53-8B / BUS	177	DB 05.00	ABE*F2*G*Z
▶ DACIA JOGGER Mod. '22 (senza keyless system – without keyless system)		53-12 / BUS	102	DB 12.00	ABC*F1HZ
▶ DACIA JOGGER Mod. '22 (con keyless system – with keyless system)		53-12 / BUS	126	DB 16.00	ABC*F1*GHZ
DACIA SANDERO Mod. '18		53-9 / BUS	177	DB 05.00	ABEZ
DACIA SANDERO Mod. '22 (senza keyless system – without keyless system)		53-10 / BUS	102	DB 12.00	ABF1HZ
DACIA SANDERO Mod. '22 (con keyless system – with keyless system)		53-10 / BUS	126	DB 14.00	ABEF1GHZ
DACIA SPRING Mod. '22		53-11 / BUS	177	DB 05.00	ABEZ
DODGE JOURNEY Mod. '11		8-1 / BUS	166	DB 04.00	ABEGHZ
FIAT 16 Mod. '11 (solo per versioni "Keyless go" – only for "Keyless go" version)		14-41 / BUS	160	DB 04.00	ABEGH
FIAT 124 Spider Mod. '17 (Funzione F1 non gestibile - F1 fuction can't be managed)		14-52 / BUS	221	DB 09.10	ABGH
FIAT 500 e 500C Mod. '07 – '22 (also Hybrid version)		14-33D / BUS	131	DB 02.00	ABF1HZ
FIAT 500E (elettrica) Mod. '21		14-58 / BUS	130	DB 14.00	ABC F2Z
FIAT 500L Mod. '13		14-45 / BUS	131	DB 02.00	ABF1HZ
FIAT 500L Mod. '15 – '18		14-48A / BUS	131	DB 02.00	ABF1HZ
FIAT 500X Mod. '15		14-47A / BUS	199	DB 07.00	ABF2G*H
▶ FIAT 500X Mod. '18 – '23 (tutte le versioni – all versions)		14-55A / BUS	220	DB 16.00	ABF1G*HZ
FIAT BRAVO Mod. '07		14-32 / BUS	101	DB 02.00	ABF1HZ
FIAT CROMA Mod. '05 – '11		14-26A / BUS	101	DB 02.00	ABF2HZ
FIAT DOBLO' Mod. '10		14-39 / BUS	131	DB 02.00	ABF1HZ
FIAT DOBLO' Mod. '15 – '18		14-49A / BUS	131	DB 02.00	ABF1HZ
FIAT DUCATO Mod. '06 (Euro 4)		14-30 / BUS	101	DB 02.00	ABF1HZ
FIAT DUCATO Mod. '11 (Euro 5)		14-43 / BUS	131	DB 05.10	ABF1HZ
FIAT DUCATO Mod. '14 (Euro 5+)		14-46 / BUS	131	DB 05.10	ABF1HZ
FIAT DUCATO Mod. '20 (Euro 6)		14-56 / BUS	131	DB 05.10	ABF1HZ
FIAT DUCATO (8) Mod. '21 – '22 (con e senza keyless system – with & without keyless system)		14-57A / BUS	107	DB 15.10	ABCF1G*HZ
FIAT FIORINO Mod. '08		14-34 / BUS	131	DB 02.00	ABF1HZ
FIAT FREEMONT Mod. '11 – '13		14-42B / BUS	166	DB 04.00	ABEGHZ
FIAT FULLBACK Mod. '16		14-51 / BUS	211	DB 09.00	A EH
FIAT GRANDE PUNTO Mod. '05 – '08		14-27A / BUS	131	DB 02.00	ABF1HZ
FIAT GRANDE PUNTO Mod. '09		14-37 / BUS	131	DB 02.00	ABF1HZ
FIAT IDEA Mod. '03 - '07		14-24 / BUS	101	DB 02.00	ABDEF2HZ
FIAT IDEA Mod. '08		14-35 / BUS	101	DB 02.00	ABF1HZ
FIAT PANDA Mod. '03 - '11		14-23B / BUS	101	DB 02.00	AB*HZ
FIAT PANDA Mod. '12 – '21 (also Hybrid version)		14-44C / BUS	131	DB 02.00	ABF1HZ
FIAT PUNTO EVO Mod. '10		14-38 / BUS	131	DB 02.00	ABF1HZ
FIAT SCUDO Mod. '08 (con abilitazione centr. BSI – with BSI unit programming)		14-31 / BUS	151	DB 02.00	ABHZ
FIAT SCUDO Mod. '11 – '14 (con abilitazione centr. BSI – with BSI unit programming)		14-40A / BUS	151	DB 02.00	ABF1HZ
FIAT STILO Mod. '01 - '05		14-19 / BUS	100	DB 01.00	ABDEF2Z
FIAT STILO Mod. '06		14-28 / BUS	101	DB 02.00	ABDF1HZ
FIAT TALENTO Mod. '17		14-53 / BUS	177	DB 07.00	ABEF2Z
FIAT TIPO Mod. '17 – '18		14-54A / BUS	222 / 199	DB 09.10	ABF1HZ


N.B. Il presente elenco è fornito unicamente a titolo indicativo e di riferimento generale. Poiché gli equipaggiamenti in dotazione ai veicoli possono variare considerevolmente nel tempo, oltre che in relazione a differenti modelli e/o versioni e a differenti mercati, GEMINI TECHNOLOGIES S.r.l. non è responsabile per eventuali malfunzionamenti e/o danni causati da inesattezze o lacune contenute in questo documento.

N.B. The present list provides an indicative installation guideline. Since the equipment delivered with a vehicle can differ significantly based on the year, model and type of vehicle and since there can also be market specific equipment differences, GEMINI TECHNOLOGIES S.r.l. shall not be liable for any malfunctions and/or possible damages that may occur due to inaccuracies or insufficient indications herein contained.

DB 16.00	CAN BUS SYSTEMS – 93X CODICI DI PROGRAMMAZIONE / PROGRAMMING CODES			
MODELLO VETTURA VEHICLE MAKE AND MODEL	SCHEDA N. SHEET Nr.	CODICE CODE	DA FROM	FUNZIONI FEATURES
FORD B-MAX Mod. '13	15-32 / BUS	123	DB 05.00	ABF1HZ
FORD ECOSPORT Mod. '14	15-37 / BUS	182	DB 05.00	ABDGH
FORD ECOSPORT Mod. '17	15-51 / BUS	225	DB 10.00	ABDGH
FORD ECOSPORT Mod. '18	15-52 / BUS	225 / 238	DB 11.00	ABC*EHZ
FORD EDGE Mod. '17 ("L" function and trunk "keyless" can't be managed)	15-44 / BUS	209	DB 09.00	ABCF2G*HZ
FORD FIESTA Mod. '06 – '08	15-14A / BUS	121	DB 01.00	AB
FORD FIESTA Mod. '09 – '11	15-22A / BUS	121	DB 01.00	ABDEF1Z
FORD FIESTA Mod. '13 (Base-level version & "UK" Mid-level version with Pink wire connection)	15-33A / BUS	182	DB 05.00	ABDF2HZ
FORD FIESTA Mod. '13 ("UK" Mid-level version)	15-33A / BUS	123	DB 05.00	ABHZ
FORD FIESTA Mod. '13 (Top-level version) ("keyless" non gestibile – "Keyless" function not managed)	15-33A / BUS	123	DB 05.00	ABF1HZ
FORD FIESTA e FIESTA ACTIVE Mod. '17 – '18	15-50A / BUS	225 / 238	DB 11.00	ABEF2HZ
FORD FOCUS Mod. '08 (Con allarme OE e doppia chiusura – with OE alarm and dead lock)	15-20 / BUS	121	DB 01.00	ABC
FORD FOCUS & C-MAX Mod. '11 – '13	15-26B / BUS	159	DB 05.10	ABC*EF2GHZ
FORD FOCUS & C-MAX Mod. '15 – '17	15-38A / BUS	159	DB 07.00	ABC*EF2GHZ
► FORD FOCUS Mod. '18 – '23	15-53B / BUS	238	DB 11.00	ABEF2GHZ
FORD FUSION Mod. '07 – '09	15-18 / BUS	121	DB 01.00	ABD
FORD FUSION Mod. '10	15-25 / BUS	121	DB 01.00	AB
FORD GALAXY Mod. '11	15-29 / BUS	124	DB 03.00	ABEF1GHZ
FORD GALAXY Mod. '17 ("L" function and trunk "keyless" can't be managed)	15-47 / BUS	209	DB 09.00	ABCF1G*HZ
FORD KA Mod. '09	15-23 / BUS	131	DB 02.00	ABF1HZ
FORD KA+ Mod. '17 ("F1/F2" function can't be managed)	15-47 / BUS	225	DB 10.00	ABEHZ
FORD KUGA Mod. '08	15-21 / BUS	123	DB 01.00	ABF1G
FORD KUGA Mod. '13	15-34 / BUS	159	DB 05.00	ABC*DEF1HZ
FORD KUGA Mod. '17	15-45 / BUS	159	DB 07.00	ABC*DEF2GHZ
FORD KUGA Mod. '21	15-57 / BUS	122	DB 13.00	ABEF2GHZ
FORD MONDEO Mod. '07	15-17 / BUS	124	DB 01.00	ABC*E
FORD MONDEO Mod. '11	15-28 / BUS	124	DB 03.00	ABEF1GHZ
FORD MONDEO Mod. '15	15-39 / BUS	213	DB 09.00	ABC*EF1GHZ
FORD MUSTANG Mod. '17	15-48 / BUS	226	DB 10.00	ABF1GHZ
FORD MUSTANG MACH-E Mod. '22	15-58 / BUS	140	DB 15.00	ABCEF2GHZ
FORD PUMA Mod. 20	15-56 / BUS	238	DB 11.00	ABF2HZ
FORD RANGER Mod. '12	15-31 / BUS	172	DB 05.00	AEH
► FORD RANGER Mod. '17 – '22	15-49B / BUS	230 / 122	DB 10.00	AC*EGHZ
► FORD RANGER Mod. '23	15-59 / BUS	238	DB 16.00	ACEHZ
FORD S-MAX Mod. '07	15-15 / BUS	124	DB 01.00	ABCE
FORD S-MAX Mod. '11	15-27 / BUS	124	DB 03.00	ABEF1GHZ
FORD S-MAX Mod. '17 – '22 ("L" function and trunk "keyless" can't be managed)	15-46 / BUS	209 / 213	DB 09.00	ABCF1G*HZ
FORD TRANSIT Mod. '14	15-36 / BUS	195	DB 06.00	ABEF1H
FORD TRANSIT Mod. '16	15-41 / BUS	209	DB 09.00	ABE*F1HZ
FORD TRANSIT Mod. '20	15-55 / BUS	209 / 238	DB 13.00	ABE*F1HZ
FORD TRANSIT CONNECT Mod. '10 – '11	15-24A / BUS	121	DB 02.00	ABDF1HZ
FORD TRANSIT CONNECT Mod. '14	15-35 / BUS	159	DB 05.10	ABEF1HZ
FORD TRANSIT CONNECT Mod. '19	15-54 / BUS	110	DB 13.00	ABEF1G*HZ
FORD TRANSIT COURIER e TOURNEO COURIER Mod. '15	15-40 / BUS	182	DB 05.00	ABDF2HZ
FORD TRANSIT CUSTOM Mod. '13	15-32 / BUS	170 / 195	DB 06.00	ABDE*F1H
FORD TRANSIT CUSTOM Mod. '17	15-42 / BUS	209 / 238	DB 09.00	ABE*F1HZ
HONDA ACCORD Mod. '07 – '09	16-21A / BUS	134	DB 01.00	ABC*E
HONDA CIVIC Mod. '07	16-23A / BUS	134	DB 01.00	ABC*E
HONDA CIVIC Mod. '12 – '16	16-28A / BUS	171	DB 05.00	ABCEF2*H
HONDA CIVIC Mod. '17	16-33A / BUS	227	DB 10.00	ABCFEF2GHZ
► HONDA CIVIC Mod. '22	16-37 / BUS	133	DB 14.00	ABCFEF2GHZ
HONDA CR-V Mod. '07 – '12	16-24A / BUS	134	DB 01.00	ABC*E
HONDA CR-V Mod. '13 – '16	16-30A / BUS	171	DB 09.00	ABCFEF2GH
HONDA CR-Z Mod. '12	16-29 / BUS	134	DB 01.00	ABC*E
HONDA E Mod. '22	16-36 / BUS	133	DB 14.00	ABCFEF1GHZ
HONDA HR-V Mod. '16	16-31 / BUS	171	DB 05.00	ABDEH
HONDA HR-V Hybrid Mod. '22	16-35 / BUS	133	DB 14.00	ABCFEF2GHLZ
HONDA INSIGHT Mod. '10	16-27 / BUS	134	DB 01.00	ABC*E
HONDA JAZZ Mod. '10 – '12	16-26A / BUS	134	DB 01.00	ABC*E
HONDA JAZZ Mod. '16	16-32 / BUS	171	DB 05.00	ABEH
HONDA JAZZ Hybrid Mod. '22	16-34 / BUS	133	DB 14.00	ABCFEF2GHZ
HYUNDAI BAYON Mod. '22	17-36 / BUS	104	DB 12.00	ABCFEF2HZ
HYUNDAI I10 Mod. '16 – '19	17-28A / BUS	210	DB 09.00	ABC*EF2Z
HYUNDAI I10 Mod. '22	17-34 / BUS	104	DB 12.00	ABCFEF2HZ
HYUNDAI I20 Mod. '16 – '18	17-27A / BUS	210	DB 08.00	ABC*EF2G*HZ
HYUNDAI I20 Mod. '22	17-34 / BUS	104	DB 12.00	ABCFEF2HZ
HYUNDAI I30 Mod. '12 – '16	17-25A / BUS	164	DB 03.00	ABC*EF2Z


N.B. Il presente elenco è fornito unicamente a titolo indicativo e di riferimento generale. Poiché gli equipaggiamenti in dotazione ai veicoli possono variare considerevolmente nel tempo, oltre che in relazione a differenti modelli e/o versioni e a differenti mercati, GEMINI TECHNOLOGIES S.r.l. non è responsabile per eventuali malfunzionamenti e/o danni causati da inesattezze o lacune contenute in questo documento.

N.B. The present list provides an indicative installation guideline. Since the equipment delivered with a vehicle can differ significantly based on the year, model and type of vehicle and since there can also be market specific equipment differences, GEMINI TECHNOLOGIES S.r.l. shall not be liable for any malfunctions and/or possible damages that may occur due to inaccuracies or insufficient indications herein contained.

DB 16.00	CAN BUS SYSTEMS – 93X CODICI DI PROGRAMMAZIONE / PROGRAMMING CODES			
			CODICE CODE	DA FROM
MODELLO VETTURA VEHICLE MAKE AND MODEL	SCHEDA N. SHEET N°.			FUNZIONI FEATURES
HYUNDAI IONIQ 5 Mod. '22	17-32 / BUS	136	DB 14.00	ABCF2GHZ
HYUNDAI IX20 Mod. '11 – '16	17-24A / BUS	164	DB 03.00	ABCF2
HYUNDAI IX35 Mod. '10 – '14	17-23 / BUS	155 / 164	DB 02.00	ABCF2GZ
HYUNDAI KONA Mod. '19 – '22	17-30A / BUS	104	DB 12.00	ABCF2G*HZ
HYUNDAI SANTA FE Mod. '22	17-33 / BUS	104	DB 12.00	ABCF2GHZ
HYUNDAI TUCSON Mod. '16 – '18	17-29A / BUS	210	DB 09.00	ABCF2Z
HYUNDAI TUCSON Mod. '22	17-31 / BUS	136	DB 14.00	ABCF2GHZ
INFINITI Q30 Mod. '16 – '18	56-2 / BUS	112	DB 04.00	ABEH
INFINITI QX30 Mod. '16 – '18	56-3 / BUS	112	DB 04.00	ABEH
INFINITI QX70 Mod. '15	56-1 / BUS	120	DB 08.00	ABF1G*HZ
IVECO DAILY Mod. '07	55-1 / BUS	101	DB 01.00	ABF1Z
IVECO DAILY Mod. '11 (Euro 5)	55-5 / BUS	131	DB 02.00	ABF1HZ
IVECO DAILY Mod. '14 (Euro 5+)	55-6 / BUS	131	DB 02.00	ABF1HZ
IVECO DAILY Mod. 20 (Euro 6)	55-7 / BUS	131	DB 02.00	ABF1HZ
▶ IVECO S-WAY Mod. '23 (solo per prodotti 24V – only for 24V products)	55-8 / BUS	NEW	DB 16.00	AHZ
JAGUAR E-PACE Mod. '20	18-3 / BUS	200	DB 07.00	ABCF1HZ
JAGUAR F-PACE Mod. '17	18-2 / BUS	228	DB 10.00	ABCF2HZ
▶ JEEP AVENGER Mod. '23 (F1 Tx, F1 keyless and L functions can't be managed)	19-15 / BUS	111	DB 13.00	ABEHZ
▶ JEEP COMPASS Mod. '17 – '18	19-12B / BUS	222	DB 12.00	ABCF1GHZ
▶ JEEP COMPASS Mod. '19 – '23	19-12B / BUS	220	DB 16.00	ABCF1GHZ
JEEP CHEROKEE Mod. '14	19-10 / BUS	205	DB 07.00	ABCF1*G*HZ
JEEP GRAND CHEROKEE Mod. '12 – '13	19-7A / BUS	168	DB 04.00	ABCF1GHZ
JEEP GRAND CHEROKEE Mod. '14 – '21	19-8 / BUS	166	DB 04.00	ABF1GHZ
JEEP RENEGADE Mod. '15	19-11 / BUS	199	DB 07.00	ABF2G*H
JEEP RENEGADE '18 (solo per versioni "Keyless go" – only for "Keyless go" version)	19-13 / BUS	220	DB 09.10	ABF1GHZ
JEEP RENEGADE Mod. '18 (tutte le versioni – all versions)	19-13 / BUS	199 / 220	DB 07.00	ABF2G*H*
JEEP WRANGLER Mod. '14	19-9 / BUS	174	DB 05.00	ABHZ
JEEP WRANGLER Mod. '18 – '20	19-14 / BUS	166	DB 04.00	ABHZ
KIA CEE'D Mod. '14	20-27 / BUS	193	DB 06.00	ABC*EF2GHZ
KIA CEED e PROCEED Mod. '19	20-34 / BUS	239	DB 12.00	ABCF2GZ
KIA CEED, PROCEED e XCEED Mod. '22	20-38 / BUS	138	DB 15.00	ABCF2GZ
KIA EV6 Mod. '22	20-35 / BUS	136	DB 14.00	ABCF2GHZ
KIA NIRO Mod. '18	20-32 / BUS	210	DB 11.00	ABCF2GHZ
▶ KIA NIRO Mod. '22	20-41 / BUS	136	DB 14.00	ABCF2G*HZ
▶ KIA PICANTO Mod. '22	20-37 / BUS	235	DB 11.00	ABC*EF2HZ
KIA RIO Mod. '11 – '14	20-24A / BUS	164	DB 06.00	ABCF2
KIA RIO Mod. '22	20-39 / BUS	235	DB 11.00	ABCF2HZ
KIA SORENTO Mod. '12	20-25 / BUS	169	DB 04.00	ABEF2HZ
KIA SORENTO Mod. '16	20-30 / BUS	210	DB 09.00	ABCF2GHZ
▶ KIA SORENTO (MQ4) Mod. '22	20-42 / BUS	136	DB 14.00	ABCF2GHZ
KIA SOUL Mod. '15	20-29 / BUS	210	DB 08.00	ABEF2GHZ
KIA SPORTAGE Mod. '11 – '13	20-21A / BUS	164	DB 03.00	ABC*EF2Z
KIA SPORTAGE (QLE) Mod. '16 – '21	20-31A / BUS	210	DB 09.00	ABCF2GHZ
KIA SPORTAGE (NQ5) Mod. '22	20-36 / BUS	136	DB 14.00	ABCF2GHZ
KIA STONIC Mod. '18	20-33 / BUS	235	DB 11.00	ABCF2GHZ
LANCIA DELTA Mod. '08 – '11	23-15A / BUS	101	DB 02.00	ABF1HZ
LANCIA MUSA Mod. '04 - '07	23-11A / BUS	101	DB 02.00	ABDEF2HZ
LANCIA MUSA Mod. '08	23-14 / BUS	101	DB 02.00	ABF1HZ
LANCIA THEMA Mod. '12	23-17 / BUS	166	DB 04.00	ABEF1GHZ
LANCIA YPSILON Mod. '04 - '05	23-9 / BUS	101	DB 02.00	ABDEF2HZ
LANCIA YPSILON Mod. '06	23-12 / BUS	101	DB 02.00	ABF2HZ
LANCIA YPSILON Mod. '07	23-13 / BUS	101	DB 02.00	ABF2HZ
LANCIA YPSILON Mod. '11 – '18 (5 porte – 5-doors)	23-16C / BUS	131	DB 02.00	ABF1HZ
LANCIA VOYAGER Mod. '12	23-18 / BUS	174	DB 05.00	ABCF1HZ
▶ LAND ROVER DEFENDER Mod. '20 – '22	52-15 / BUS	142	DB 16.00	ABCF1GHZ
LAND ROVER DISCOVERY 4 Mod. '13	52-7 / BUS	167	DB 04.00	ABCF2Z
LAND ROVER DISCOVERY SPORT Mod. '16	52-11 / BUS	200	DB 07.00	ABCF1HZ
		194	DB 09.00	ABCEGHZ
LAND ROVER RANGE ROVER Mod. '13	52-8 / BUS	194	DB 06.00	ABCF2GHZ
LAND ROVER RANGE ROVER EVOQUE Mod. '12	52-5 / BUS	167	DB 04.00	ABCF2Z
LAND ROVER RANGE ROVER EVOQUE Mod. '13	52-5 / BUS	178	DB 05.00	ABCF2GZ
LAND ROVER RANGE ROVER EVOQUE Mod. '15	52-10A / BUS	200	DB 07.00	ABCF2HZ


N.B. Il presente elenco è fornito unicamente a titolo indicativo e di riferimento generale. Poiché gli equipaggiamenti in dotazione ai veicoli possono variare considerevolmente nel tempo, oltre che in relazione a differenti modelli e/o versioni e a differenti mercati, GEMINI TECHNOLOGIES S.r.l. non è responsabile per eventuali malfunzionamenti e/o danni causati da inesattezze o lacune contenute in questo documento.

N.B. The present list provides an indicative installation guideline. Since the equipment delivered with a vehicle can differ significantly based on the year, model and type of vehicle and since there can also be market specific equipment differences, GEMINI TECHNOLOGIES S.r.l. shall not be liable for any malfunctions and/or possible damages that may occur due to inaccuracies or insufficient indications herein contained.

DB 16.00	CAN BUS SYSTEMS – 93X CODICI DI PROGRAMMAZIONE / PROGRAMMING CODES				
MODELLO VETTURA VEHICLE MAKE AND MODEL		SCHEDA N. SHEET Nr.	CODICE CODE	DA FROM	FUNZIONI FEATURES
▶ LAND ROVER RANGE ROVER EVOQUE Mod. '19 – '22* ("L" function can't be managed)		52-14 / BUS	228 / 142	DB 16.00	ABCF1GH*Z
LAND ROVER RANGE ROVER SPORT Mod. '12		52-6 / BUS	167	DB 04.00	ABCF2HZ
LAND ROVER RANGE ROVER SPORT Mod. '13		52-9 / BUS	194	DB 06.00	ABCEZ
LAND ROVER RANGE ROVER SPORT Mod. '18 – '19* ("L" function can't be managed)		52-12A / BUS	228 / 214	DB 12.00	ABCF1GH*Z
▶ LAND ROVER RANGE ROVER VELAR Mod. '18 – '21 ("L" function can't be managed)		52-13A / BUS	228 / 214	DB 13.00	ABCF1GHZ
LEXUS CT200H Mod. '12		24-1 / BUS	139	DB 01.00	ABEG
LEXUS NX300H Mod. '15		24-2 / BUS	139	DB 02.00	ABEF2GZ
MAN TGE Mod. '22		25-2 / BUS	217	DB 09.10	ABCF1HZ
MASERATI GHIBLI Mod. '19		26-5 / BUS	166	DB 04.00	ABF1GHZ
MASERATI LEVANTE Mod. '17		26-4 / BUS	166	DB 04.00	ABF1GHZ
▶ MAXUS eDELIVER 3 Mod. '23		58-1 / BUS	144	DB 16.00	ABF1Z
▶ MAXUS DELIVER 9 e eDELIVER9 Mod. '23		58-2 / BUS	145	DB 16.00	ABCGHZ
MAZDA 2 Mod. '18		27-24 / BUS	201	DB 09.00	ABCHZ
▶ MAZDA 2 Hybrid Mod. '22		27-27 / BUS	113	DB 13.00	ABEG*HZ
MAZDA 3 Mod. '10		27-17 / BUS	141	DB 02.00	ABF1*HG
MAZDA 3 Mod. '14		27-19 / BUS	201	DB 07.00	ABCH
MAZDA 5 Mod. '11		27-18 / BUS	141	DB 02.00	ABH
MAZDA 6 Mod. '08		27-16 / BUS	141	DB 01.00	ABH
MAZDA 6 Mod. '17		27-23 / BUS	201	DB 09.00	ABCGH
MAZDA CX3 Mod. '16		27-20 / BUS	201	DB 07.00	ABCH
MAZDA CX5 Mod. '16		27-21 / BUS	201	DB 07.00	ABCH
MAZDA CX5 Mod. '18		27-25 / BUS	201	DB 11.00	ABCF1GHZ
MAZDA MX5 Mod. '17 (Funzione F1 non gestibile - F1 fuction can't be managed)		27-21 / BUS	201	DB 09.00	ABCGH
MAZDA CX30 Mod. '21		27-26 / BUS	114	DB 13.00	ABCF2GH
▶ MAZDA CX60 Mod. '23		27-28 / BUS	114	DB 13.00	ABCF2GHLZ
MERCEDES CITAN (W415) Mod. '14		28-46 / BUS	120 / 148	DB 05.00	ABEHZ
MERCEDES CLASSE A (W176) Mod. '13		28-42A / BUS	112	DB 04.00	ABEH
MERCEDES CLASSE A (W177) Mod. '18		28-57 / BUS	215	DB 09.00	ABCEHZ
MERCEDES CLASSE B (W246) Mod. '12		28-38 / BUS	112	DB 04.00	ABEH
MERCEDES CLASSE C e C SPORTCOUPE' (W203) Mod. '01 - '05		28-15 / BUS	117	DB 01.00	ABCF2FH
MERCEDES CLASSE C (W204) Mod. '07 – '11		28-32A / BUS	112	DB 02.00	ABEF2H
MERCEDES CLASSE C (W205) Mod. '14		28-A6 / BUS	196	DB 06.00	ABCF2H
MERCEDES CLASSE CL (W216) Mod. '07		28-29 / BUS	116	DB 01.00	ABCF2G
MERCEDES CLASSE CLA (W117) Mod. '13		28-44 / BUS	112	DB 04.00	ABEF2*H
MERCEDES CLASSE CLC (CL203) Mod. '10		28-36 / BUS	117	DB 02.00	ABCEH
MERCEDES CLASSE CLK (W209) Mod. '04 – '06		28-25 / BUS	117	DB 02.00	ABEF2H
MERCEDES CLASSE CLS (C218) Mod. '12		28-39 / BUS	112	DB 04.00	ABEF2H
MERCEDES CLASSE CLS (W257) Mod. '18		28-58 / BUS	215	DB 10.00	ABCF2H
MERCEDES CLASSE E (W212) & E COUPE'/CABRIO (W207) Mod. '09 – '13		28-35A / BUS	112	DB 02.00	ABEF2H
MERCEDES CLASSE E (W213) Mod. '17 – '18		28-54A / BUS	215	DB 09.00	ABCF2GH
MERCEDES CLASSE G (W463) Mod. '06 – '07		28-26 / BUS	117	DB 02.00	ABCF2H
MERCEDES CLASSE GL (X166) Mod. '12 – '15		28-52 / BUS	175	DB 05.00	ABEF2H
MERCEDES CLASSE GLA (W156) Mod. '14 – '19		28-47A / BUS	112	DB 04.00	ABEH
MERCEDES CLASSE GLA (H247) Mod. '20		N.D.	215	DB 09.00	ABCEGHZ
MERCEDES CLASSE GLC (W253) Mod. '15		28-53 / BUS	196	DB 06.00	ABCF2H
MERCEDES CLASSE GLE (V167) e GLE COUPE' (C167) Mod. '20		28-59 / BUS	215	DB 09.00	ABCF2H*
MERCEDES CLASSE GLK (X204) Mod. '09		28-34 / BUS	112	DB 02.00	ABC*EH
MERCEDES CLASSE GLS (X166) Mod. '17		28-55 / BUS	175	DB 05.00	ABEF2GH
MERCEDES CLASSE GLS (X167) Mod. '21 (aggiunto cod. F1 keyless e easy access)		28-55 / BUS	215	DB 13.00	ABCF2GHL
MERCEDES CLASSE M (W166) Mod. '12 – '13		28-40A / BUS	175	DB 05.00	ABEF2H
MERCEDES CLASSE S (W221) Mod. '06 – '12		28-22B / BUS	116	DB 05.00	ABCF2G
MERCEDES CLASSE SLK (R171) Mod. '04 – '06		28-18A / BUS	117	DB 01.00	ABEF2H
MERCEDES CLASSE SLS (W197) Mod. '12		28-41 / BUS	112	DB 02.00	ABEF1HZ
MERCEDES CLASSE V (W447) Mod. '14		28-49 / BUS	202	DB 07.00	ABCF1
MERCEDES SPRINTER Mod. '07 – '10		28-30B / BUS	118	DB 01.00	ABCF1
MERCEDES SPRINTER (W906) Mod. '14		28-48 / BUS	118	DB 01.00	ABC*EF1
▶ MERCEDES SPRINTER (W907-W910) Mod. '18 – '23 (2 & 3 buttons transmitter)		28-56B / BUS	215 / 192	DB 16.00	ABC*E*F1*HZ
MERCEDES VITO & VIANO Mod. '04 - '06		28-19 / BUS	115	DB 01.00	ABEF1
MERCEDES VITO (W639) Mod. '14		28-50 / BUS	115	DB 01.00	ABEF1
MERCEDES VITO (W447) Mod. '15		28-51 / BUS	202	DB 13.00	ABCF1H
MINI Mod. '07 – '09		48-3A / BUS	119	DB 01.00	ABC*DE*F2Z
MINI, CLUBMAN & COUNTRYMAN Mod. '11		48-4 / BUS	119	DB 01.00	ABC*E*F2Z
MINI Mod. '14		48-5 / BUS	190 / 206	DB 07.00	ABCF1HZ


N.B. Il presente elenco è fornito unicamente a titolo indicativo e di riferimento generale. Poiché gli equipaggiamenti in dotazione ai veicoli possono variare considerevolmente nel tempo, oltre che in relazione a differenti modelli e/o versioni e a differenti mercati, GEMINI TECHNOLOGIES S.r.l. non è responsabile per eventuali malfunzionamenti e/o danni causati da inesattezze o lacune contenute in questo documento.

N.B. The present list provides an indicative installation guideline. Since the equipment delivered with a vehicle can differ significantly based on the year, model and type of vehicle and since there can also be market specific equipment differences, GEMINI TECHNOLOGIES S.r.l. shall not be liable for any malfunctions and/or possible damages that may occur due to inaccuracies or insufficient indications herein contained.

DB 16.00	CAN BUS SYSTEMS – 93X CODICI DI PROGRAMMAZIONE / PROGRAMMING CODES			
MODELLO VETTURA VEHICLE MAKE AND MODEL	SCHEDA N. SHEET NR.	CODICE CODE	DA FROM	FUNZIONI FEATURES
MITSUBISHI ASX Mod. '10 – '14	29-26A / BUS	132	DB 01.00	ABCG
MITSUBISHI ECLIPSE CROSS Mod. '18	29-38 / BUS	231	DB 10.00	ABCGHZ
MITSUBISHI L200 Mod. '15	29-30 / BUS	211	DB 08.00	AEH
MITSUBISHI LANCER Mod. '08	29-23 / BUS	132	DB 01.00	ABF1G
MITSUBISHI OUTLANDER Mod. '07	29-21 / BUS	132	DB 01.00	ABG
MITSUBISHI OUTLANDER Mod. '10	29-25 / BUS	132	DB 02.00	ABGH
MITSUBISHI OUTLANDER Mod. '13 – '16	29-27B / BUS	176	DB 08.00	ABC*EGHZ
MITSUBISHI OUTLANDER Mod. '17	29-37 / BUS	231	DB 10.00	ABC*GHZ
NISSAN 370Z Mod. '10	30-30 / BUS	120	DB 02.00	ABCF1*GHZ
► NISSAN ARIYA Mod. '22	30-43 / BUS	146	DB 16.00	ABC*F1*GHLZ
NISSAN CUBE Mod. '10	30-28 / BUS	120	DB 02.00	ABEGH
NISSAN JUKE Mod. '10 – '17	30-32B / BUS	148	DB 09.00	ABCEGZ
► NISSAN JUKE (also Hybrid) Mod. 20 – '22 (senza keyless system – without keyless system)	30-47A / BUS	102	DB 12.00	ABZ
► NISSAN JUKE (also Hybrid) Mod. 20 – '22 (con keyless system – with keyless system)	30-47A / BUS	105	DB 12.00	ABEGHZ
NISSAN LEAF Mod. '14 (senza keyless system – without keyless system)	30-39 / BUS	120	DB 02.00	ABH
NISSAN LEAF Mod. '14 (con keyless system – with keyless system)	30-39 / BUS	203	DB 07.00	ABGH
NISSAN LEAF Mod. '19	30-46 / BUS	203	DB 12.00	ABF1*GHZ
NISSAN MICRA Mod. '07 – '09	30-19 / BUS	120	DB 02.00	ABH
NISSAN MICRA Mod. '10 – '14	30-33A / BUS	120	DB 02.00	ABH
NISSAN MICRA Mod. '17 – '19	30-44A / BUS	197	DB 12.00	ABCEGHZ
NISSAN MURANO Mod. '10	30-26 / BUS	120	DB 02.00	ABF1GHZ
NISSAN INTERSTAR Mod. '11	30-34 / BUS	120	DB 02.00	ABEF2HZ
NISSAN NAVARA Mod. '07	30-18 / BUS	120	DB 02.00	ABH
NISSAN NAVARA NP300 Mod. '16	30-42 / BUS	216	DB 09.00	ABEGH
NISSAN NOTE Mod. '07 - '08	30-23 / BUS	120	DB 02.00	ABGH
NISSAN NOTE Mod. '14 (senza keyless system – without keyless system)	30-35 / BUS	120	DB 02.00	ABH
NISSAN NOTE Mod. '14 (con keyless system – with keyless system)	30-36 / BUS	120	DB 02.00	ABG*H
NISSAN NV200 & EVALIA Mod. '10 – '12	30-31A / BUS	120	DB 02.00	ABHZ
NISSAN NV300 Mod. '17 – '21	30-43 / BUS	177	DB 07.00	ABEF2Z
NISSAN NV400 Mod. '13 – '15	30-35A / BUS	120 / 148	DB 05.00	ABEF2*G*HZ
NISSAN PATHFINDER Mod. '07	30-21 / BUS	120	DB 02.00	ABC*H
NISSAN PULSAR Mod. '14	30-41 / BUS	197	DB 06.00	ABCEGZ
NISSAN QASHQAI Mod. '07 – '09	30-22 / BUS	120	DB 02.00	ABE*GH
NISSAN QASHQAI Mod. '08 (Nordic Version)	30-22 / BUS	148	DB 02.00	ABEGH
NISSAN QASHQAI Mod. '10	30-29 / BUS	120	DB 02.00	ABGH
NISSAN QASHQAI Mod. '14	30-38 / BUS	197	DB 06.00	ABCEGZ
NISSAN QASHQAI Mod. '17 – '19	30-45A / BUS	197	DB 12.00	ABCEF1*GHZ
► NISSAN QASHQAI (also e_Power) Mod. '22	30-48A / BUS	137 / 146	DB 16.00	ABC*F1*GH*Z
NISSAN X-TRAIL Mod. '10	30-27 / BUS	120	DB 02.00	ABH
NISSAN X-TRAIL Mod. '14	30-40 / BUS	197	DB 06.00	ABCEF1GZ
► NISSAN X-TRAIL e-Power Mod. '22	30-50 / BUS	146	DB 16.00	ABC*F1*GH*Z
OPEL / VAUXHALL ADAM Mod. '13 – '19	31-34B / BUS	127 / 212	DB 09.10	ABHZ
OPEL / VAUXHALL AMPERA Mod. '14	31-36 / BUS	127	DB 05.00	ABHZ
OPEL / VAUXHALL ANTARA Mod. '07	31-21 / BUS	135	DB 01.00	ABE
OPEL / VAUXHALL ANTARA Mod. '11 – '14	31-30A / BUS	135	DB 03.00	ABEF1*HZ
OPEL / VAUXHALL ASTRA (Ver. H) Mod. '04 - '09	31-16 / BUS	125	DB 01.00	ABEGZ
OPEL / VAUXHALL ASTRA (Ver. J) Mod. '10 – '15	31-27B / BUS	127 / 212	DB 08.00	ABF1*HZ
OPEL / VAUXHALL ASTRA (Ver. K) Mod. '16 – '19	31-40B / BUS	212	DB 11.00	ABC*F1GH* LZ
OPEL / VAUXHALL COMBO Mod. '13	31-33 / BUS	131	DB 02.00	ABF1HZ
OPEL / VAUXHALL COMBO (Ver. E) Mod. '18 - '19 (No trigger for doors, bonnet and trunk switch)	31-44A / BUS	234	DB 11.00	F1*GHZ
OPEL / VAUXHALL CORSA (Ver. D) Mod. '06 – '08	31-20 / BUS	125	DB 01.00	ABEZ
OPEL / VAUXHALL CORSA (Ver. D) Mod. '09 – '11	31-24A / BUS	125	DB 01.00	ABE*Z
OPEL / VAUXHALL CORSA (Ver. E) Mod. '15	31-38 / BUS	198	DB 07.00	ABHZ
OPEL / VAUXHALL CORSA (Ver. F) Mod. '20 – '22 (No trigger for doors, bonnet and trunk switch)	31-48A / BUS	234	DB 11.00	F1*GHZ
OPEL / VAUXHALL GRANDLAND X Mod. '18 (No trigger for doors, bonnet and trunk switch)	31-42B / BUS	234	DB 11.00	F1*GHLZ
OPEL / VAUXHALL INSIGNIA Mod. '09 – '13	31-26A / BUS	127	DB 05.00	ABF1Z
OPEL / VAUXHALL INSIGNIA Mod. '14	31-35 / BUS	198	DB 06.00	ABC*F1HZ
OPEL / VAUXHALL INSIGNIA (Ver. B) Mod. '17 – '19	31-46 / BUS	212	DB 11.00	ABC*F1GH* LZ
OPEL / VAUXHALL KARL Mod. '15	31-39 / BUS	198	DB 08.00	ABHZ
OPEL / VAUXHALL KARL ROCKS Mod. '19	31-45 / BUS	212	DB 11.00	ABEHZ
OPEL / VAUXHALL MOKKA Mod. '13 – '14	31-32B / BUS	127 / 184	DB 05.10	ABHZ
OPEL / VAUXHALL MOKKA X Mod. '17	40-41 / BUS	212	DB 09.10	ABC*F1GZ
OPEL / VAUXHALL MOKKA Mod. '21 (No trigger for doors and trunk switch) F1 not applicable.	31-50 / BUS	111	DB 13.00	ABEHG*Z
OPEL / VAUXHALL MOVANO Mod. '10 – '15	31-29A / BUS	120 / 148	DB 05.00	ABEF2*G*HZ
OPEL / VAUXHALL VIVARO Mod. '14	331-37 / BUS	177	DB 07.00	ABEF2Z
OPEL / VAUXHALL ZAFIRA Mod. '05 – '07	31-19 / BUS	125	DB 01.00	ABEGZ
OPEL / VAUXHALL ZAFIRA TOURER (Ver. C) Mod. '12 – '14	31-31A / BUS	127	DB 02.00	ABHZ


N.B. Il presente elenco è fornito unicamente a titolo indicativo e di riferimento generale. Poiché gli equipaggiamenti in dotazione ai veicoli possono variare considerevolmente nel tempo, oltre che in relazione a differenti modelli e/o versioni e a differenti mercati, GEMINI TECHNOLOGIES S.r.l. non è responsabile per eventuali malfunzionamenti e/o danni causati da inesattezze o lacune contenute in questo documento.

N.B. The present list provides an indicative installation guideline. Since the equipment delivered with a vehicle can differ significantly based on the year, model and type of vehicle and since there can also be market specific equipment differences, GEMINI TECHNOLOGIES S.r.l. shall not be liable for any malfunctions and/or possible damages that may occur due to inaccuracies or insufficient indications herein contained.

DB 16.00	CAN BUS SYSTEMS – 93X CODICI DI PROGRAMMAZIONE / PROGRAMMING CODES			
MODELLO VETTURA VEHICLE MAKE AND MODEL	SCHEDA N. SHEET NR.	CODICE CODE	DA FROM	FUNZIONI FEATURES
PEUGEOT 207 & 207CC Mod. '07 – '08 (con abilitazione centr. BSI – with BSI unit programming)	32-20 / BUS	151	DB 02.00	ABHZ
PEUGEOT 207 & 207CC Mod. '09 (con abilitazione centr. BSI – with BSI unit programming)	32-28 / BUS	151	DB 02.00	ABF1*HZ
PEUGEOT 208 Mod. '20	32-46 / BUS	152 / 111	DB 13.00	ABHZ
PEUGEOT 307 & 307CC Mod. '05 – '07 (con abilitazione centr. BSI – with BSI unit programming)	32-17 / BUS	151	DB 02.00	ABHZ
PEUGEOT 308 Mod. '09 – '11 (con abilitazione centr. BSI – with BSI unit programming)	32-27A / BUS	151	DB 02.00	ABHZ
▶ PEUGEOT 308 Mod. '22	32-50 / BUS	149	DB 16.00	ABDEF1GHZ
PEUGEOT 2008 Mod. '20	32-47 / BUS	152 / 111	DB 13.00	ABHZ
PEUGEOT 3008 Mod. '10 (con abilitazione centr. BSI – with BSI unit programming)	32-30 / BUS	151	DB 02.00	ABHZ
PEUGEOT 3008 Mod. '18 – '20 (No trigger for doors, bonnet and trunk switch)	32-44A / BUS	234	DB 11.00	F1*GHLZ
PEUGEOT 3008 Mod. '21	32-49 / BUS	111	DB 13.00	ABEF1GHZ
PEUGEOT 407 Mod. '06 (con abilitazione centr. BSI – with BSI unit programming)	32-16 / BUS	151	DB 02.00	ABHZ
PEUGEOT 4007 Mod. '07 – '11	32-24A / BUS	132	DB 02.00	ABGHZ
PEUGEOT 508 Mod. '11 (con abilitazione centr. BSI – with BSI unit programming)	32-34 / BUS	151	DB 02.00	ABF1HZ
PEUGEOT 5008 Mod. '10 (con abilitazione centr. BSI – with BSI unit programming)	32-31 / BUS	151	DB 02.00	ABHZ
PEUGEOT 807 Mod. '06 (con abilitazione centr. BSI – with BSI unit programming)	N.D. / N.A.	151	DB 02.00	ABHZ
PEUGEOT BIPPER Mod. '08	32-25 / BUS	131	DB 02.00	ABF1HZ
PEUGEOT BOXER Mod. '06	32-21 / BUS	101	DB 02.00	ABF1HZ
PEUGEOT BOXER Mod. '11 (Euro 5)	32-35 / BUS	131	DB 02.00	ABF1HZ
PEUGEOT BOXER Mod. '14 (Euro 5+)	32-41 / BUS	131	DB 05.10	ABF1HZ
PEUGEOT BOXER Mod. '20 (Euro 6)	32-48 / BUS	131	DB 05.10	ABF1HZ
PEUGEOT EXPERT Mod. '08 (con abilitazione centr. BSI – with BSI unit programming)	32-22 / BUS	151	DB 02.00	ABHZ
PEUGEOT EXPERT Mod. '11 – '14 (con abilitazione centr. BSI – with BSI unit programming)	32-33A / BUS	151	DB 02.00	ABF1HZ
PEUGEOT PARTNER Mod. '14 (con abilitazione centr. BSI – with BSI unit programming)	32-40 / BUS	151	DB 02.00	ABF1HZ
PEUGEOT PARTNER III e RIFTER Mod. '18 – '19 (No trigger for doors, bonnet and trunk switch)	32-45A / BUS	234	DB 11.00	F1G*HZ
PEUGEOT RCZ Mod. '10 (con abilitazione centr. BSI – with BSI unit programming)	32-32 / BUS	151	DB 02.00	ABF1HZ
PIAGGIO PORTER NP6 Mod. '21	39-1 / BUS	108	DB 13.00	AHZ
PORSCHE 911 (Ver. 997) Mod. '06 – '07	34-4 / BUS	147	DB 01.00	ABCEF2
PORSCHE 911 (Ver. 991) Mod. '14 – '16	34-10A / BUS	204	DB 09.00	ABCEF1HZ
PORSCHE BOXSTER Mod. '07 – '09	34-7 / BUS	147	DB 01.00	ABCEF2
PORSCHE CAYENNE Mod. '11 – '12	34-8A / BUS	161	DB 04.00	ABCDEF1HZ
PORSCHE CAYMAN Mod. '07	34-6 / BUS	147	DB 01.00	ABCEF2
PORSCHE MACAN Mod. '17	34-11 / BUS	161	DB 04.00	ABCF1HZ
PORSCHE MACAN Mod. '19	34-12 / BUS	204	DB 12.00	ABCDEF2GHZ
PORSCHE PANAMERA Mod. '12	34-9 / BUS	161	DB 04.00	ABCDEF1HZ
RENAULT ARKANA Mod. '21	35-48 / BUS	103	DB 14.00	ABEF2GHZ
▶ RENAULT AUSTRAL Mod. '23	35-52 / BUS	150	DB 16.00	ABCF1GLMZ
RENAULT CAPTUR Mod. '13	35-35 / BUS	177	DB 05.00	ABEF2GZ
RENAULT CAPTUR Mod. '20 – '22 (senza keyless system – without keyless system)	35-46A / BUS	102	DB 12.00	ABF1HZ
RENAULT CAPTUR Mod. '20 – '22 (con keyless system – with keyless system)	35-46A / BUS	103 / 105	DB 14.00	ABEF2*GHZ
RENAULT CLIO Mod. '10	35-30 / BUS	120	DB 02.00	ABEZ
RENAULT CLIO Mod. '13 – '17	35-34A / BUS	177	DB 05.00	ABEF2GZ
RENAULT CLIO Mod. '20 – '22 (senza keyless system – without keyless system)	35-45A / BUS	102	DB 12.00	ABF1HZ
RENAULT CLIO Mod. '20 – '22 (con keyless system – with keyless system)	35-45A / BUS	103 / 105	DB 14.00	ABEF2*GHZ
RENAULT ESPACE Mod. '15	35-39 / BUS	197	DB 08.00	ABCEF2GZ
RENAULT KADJAR Mod. '15	35-40 / BUS	197	DB 08.00	ABCEF2GZ
RENAULT KANGOO Mod. '13	35-36 / BUS	120 / 148	DB 05.00	ABEHZ
RENAULT KANGOO Mod. '22	35-50 / BUS	102	DB 14.00	ABF1HZ
RENAULT KOLEOS Mod. '18	35-44 / BUS	197	DB 08.00	ABCEF2GLZ
RENAULT MASTER / MASCOTT Mod. '10 – '20 (2 & 3 buttons transmitter)	35-31C / BUS	148 / 120	DB 05.00	ABEF2*G*HZ
RENAULT MEGANE Mod. '16	35-41 / BUS	197	DB 08.00	ABCEF2GZ
▶ RENAULT MEGANE E-TECH Mod. '22	35-51 / BUS	150	DB 16.00	ABCF2GHMZ
RENAULT SCENIC Mod. '16	35-42 / BUS	197	DB 08.00	ABCEF2GZ
RENAULT TALISMAN Mod. '17	35-43 / BUS	197	DB 08.00	ABCEF2GZ
RENAULT TRAFIC Mod. '14 – '17	35-37A / BUS	177	DB 07.00	ABEF2GZ
RENAULT TRAFIC Mod. '20	35-47 / BUS	177	DB 05.00	ABEF2GZ
▶ RENAULT TRAFIC Mod. '22 – '23	35-49A / BUS	102 / 153	DB 16.00	ABC*F1G*HM*Z
RENAULT TWINGO Mod. '14	35-38 / BUS	177	DB 07.00	ABF1Z
RENAULT WIND Mod. '10	35-32 / BUS	148	DB 04.00	ABEZ
SEAT ALHAMBRA Mod. '10 – '15	40-21A / BUS	154 / 183	DB 05.10	ABCDEF2HZ
SEAT ALTEA e ALTEA XL Mod. '11	40-22 / BUS	154	DB 03.00	ABC*DEF2H*Z
SEAT ARONA Mod. '18	40-29 / BUS	173 / 217	DB 08.00	ABC*DEF2GHZ
SEAT ATECA Mod. '17	40-27 / BUS	173	DB 08.00	ABC*DEF2GHLZ
SEAT IBIZA Mod. '08 – '13	40-17C / BUS	109 / 183	DB 05.10	ABC*DEF2Z
SEAT IBIZA Mod. '17	40-26 / BUS	217	DB 09.00	ABC*DEF2HZ
SEAT IBIZA Mod. '18	40-28 / BUS	173 / 217	DB 09.10	ABC*DEF2GHZ


N.B. Il presente elenco è fornito unicamente a titolo indicativo e di riferimento generale. Poiché gli equipaggiamenti in dotazione ai veicoli possono variare considerevolmente nel tempo, oltre che in relazione a differenti modelli e/o versioni e a differenti mercati, GEMINI TECHNOLOGIES S.r.l. non è responsabile per eventuali malfunzionamenti e/o danni causati da inesattezze o lacune contenute in questo documento.

N.B. The present list provides an indicative installation guideline. Since the equipment delivered with a vehicle can differ significantly based on the year, model and type of vehicle and since there can also be market specific equipment differences, GEMINI TECHNOLOGIES S.r.l. shall not be liable for any malfunctions and/or possible damages that may occur due to inaccuracies or insufficient indications herein contained.

DB 16.00	CAN BUS SYSTEMS – 93X CODICI DI PROGRAMMAZIONE / PROGRAMMING CODES			
MODELLO VETTURA VEHICLE MAKE AND MODEL	SCHEDA N. SHEET Nr.	CODICE CODE	DA FROM	FUNZIONI FEATURES
SEAT LEON Mod. '10	40-20 / BUS	154	DB 01.00	ABC*DEF2Z
SEAT LEON Mod. '13 – '17	40-24A / BUS	173 / 217	DB 09.10	ABCEF2HZ
SEAT LEON Mod. '20	40-31A / BUS	173	DB 08.00	ABC*DEF2GHZ
SEAT MII Mod. '12	40-23 / BUS	154 / 183	DB 05.10	ABDEF2Z
SEAT TARRACO Mod. '19 – '22	40-30A / BUS	173	DB 08.00	ABC*DEF2GHLZ
SEAT TOLEDO Mod. '13	40-25 / BUS	183	DB 05.10	ABCDEF2HZ
SKODA CITIGO Mod. '12	41-12 / BUS	154 / 183	DB 05.10	ABDEF2Z
SKODA FABIA Mod. '13	41-14 / BUS	183 / 217	DB 09.10	ABCDEF2HZ
SKODA KAROQ Mod. '19	41-19 / BUS	173	DB 05.00	ABC*DEF2HZ
SKODA KODIAQ Mod. '17	41-17 / BUS	223	DB 09.10	ABCDEF2GHLZ
SKODA OCTAVIA II Mod. '09	41-10 / BUS	109	DB 01.00	ABCDEF2Z
SKODA OCTAVIA Mod. '13	41-16 / BUS	173	DB 05.00	ABCDEF2HZ
SKODA RAPID Mod. '13	41-15 / BUS	183	DB 05.10	ABCDEF2HZ
SKODA ROOMSTER Mod. '13	41-13 / BUS	183	DB 05.10	ABCDEF2HZ
SKODA SCALA Mod. '20	N.D.	217	DB 09.00	ABCDEF2HZ
SKODA SUPERB Mod. '09	41-9 / BUS	109	DB 01.00	ABCDEF2Z
SKODA SUPERB Mod. '15 – '18	41-18 / BUS	183	DB 05.10	ABC*DEF2HZ
SKODA SUPERB Mod. '19	41-20 / BUS	173	DB 05.00	ABC*DEF2HZ
SKODA YETI Mod. '10 – '14	41-11A / BUS	154 / 183	DB 05.10	ABCDEF2Z
SMART FORTWO & FORFOUR Mod. '15	50-7 / BUS	177	DB 07.00	ABF1Z
SUBARU BRZ Mod. '13	42-13 / BUS	185	DB 05.10	ABEF1GH
SUBARU BRZ Mod. '17	42-17 / BUS	185	DB 09.00	ABF1GHZ
SUBARU FORESTER Mod. '17	42-19 / BUS	218	DB 09.00	ABF2GHZ
SUBARU FORESTER Mod. '20	42-22 / BUS	229	DB 12.00	ABCEGH
SUBARU IMPREZA Mod. '18 – '20	42-21A / BUS	229	DB 12.00	ABC*EGH
SUBARU LEVORG Mod. '17	42-15 / BUS	218	DB 09.00	ABF2GHZ
SUBARU OUTBACK Mod. '16 – '17	42-14A / BUS	218 / 232	DB 09.00	ABEF2GHZ
SUBARU TREZIA Mod. '11	42-11 / BUS	139	DB 02.00	ABEGH
SUBARU WRX Mod. '17	42-16 / BUS	218	DB 09.00	ABF1GHZ
SUBARU XV Mod. '17	42-18 / BUS	218	DB 09.00	ABF2GHZ
SUBARU XV Mod. '18 – '20	42-20 / BUS	229	DB 12.00	ABC*EGH
SUZUKI GRAND VITARA Mod. '11 (solo per ver. "Keyless go" – only for "Keyless go" version)	43-17 / BUS	160	DB 04.00	ABEGH
SUZUKI S-CROSS Mod. '13 (solo per versioni "Keyless go" – only for "Keyless go" version)	43-19 / BUS	160	DB 04.00	ABEGH
SUZUKI SWIFT Mod. '11 (solo per versioni "Keyless go" – only for "Keyless go" version)	43-18 / BUS	160	DB 04.00	ABEF1GH
SUZUKI SX4 Mod. '11 (solo per versioni "Keyless go" – only for "Keyless go" version)	43-16 / BUS	160	DB 04.00	ABEGH
SUZUKI VITARA Mod. '16	N.D.	160	DB 04.00	ABEG*H
TOYOTA AURIS Mod. '07	44-26 / BUS	139	DB 01.00	ABE
TOYOTA AURIS Mod. '13	34-38 / BUS	139	DB 01.00	ABEF1H
TOYOTA AVENSIS Mod. '10 – '13	44-32A / BUS	139	DB 01.00	ABEF1G
TOYOTA C-HR Mod. '18	44-41 / BUS	139	DB 03.00	ABEGZ
► TOYOTA CAMRY Mod. '22	N.D.	233	DB 11.00	ABEF1GHZ
TOYOTA COROLLA Mod. '18	44-42 / BUS	233	DB 11.00	ABEF1GH*
TOYOTA COROLLA Mod. '20	44-44 / BUS	139	DB 11.00	ABEF1*GH*Z
► TOYOTA COROLLA e COROLLA CROSS Mod. '23	44-48 / BUS	113	DB 16.00	ABC F1*GZ
TOYOTA GT86 Mod. '13	34-37 / BUS	185	DB 05.10	ABEF1GH
TOYOTA IQ Mod. '09	44-28 / BUS	139	DB 01.00	ABE
TOYOTA LAND CRUISER (150) Mod. '11 – '17	44-34B / BUS	139	DB 03.00	ABEF1GHZ
TOYOTA PRIUS e PRIUS+ Mod. '10 – '13	44-31A / BUS	139	DB 01.00	ABEG
TOYOTA RAV4 Mod. '07	44-25 / BUS	139	DB 01.00	ABEG
TOYOTA RAV4 Mod. '10	44-33 / BUS	139	DB 01.00	ABEG
TOYOTA RAV4 Mod. '13 – '16	44-39A / BUS	139	DB 11.00	ABEF1GH*L
TOYOTA RAV4 Mod. '20	44-46 / BUS	139 / 113	DB 13.00	ABEF1*GH*Z
► TOYOTA RAV4 Mod. '23	44-47 / BUS	113	DB 16.00	ABCEF1GHZ
TOYOTA URBAN CRUISER Mod. '10	44-30 / BUS	139	DB 01.00	ABEG
TOYOTA VERSO Mod. '09	44-29 / BUS	139	DB 01.00	ABE
TOYOTA VERSO-S Mod. '11	44-35 / BUS	139	DB 02.00	ABEGH
TOYOTA YARIS Mod. '06 – '11	44-24A / BUS	139	DB 02.00	ABEH
TOYOTA YARIS Mod. '12 – '16	44-36A / BUS	139	DB 02.00	ABEGH
► TOYOTA YARIS Mod. '20 – '23	44-45A / BUS	113	DB 16.00	ABEGHZ
VOLKSWAGEN AMAROK Mod. '13	46-40 / BUS	109 / 183	DB 05.10	ABCDEHZ
VOLKSWAGEN ARTEON Mod. '18	46-47 / BUS	173	DB 08.00	ABC*DEF2HZ
VOLKSWAGEN BEETLE / MAGGIOLINO Mod. '12	46-38 / BUS	154 / 183	DB 05.10	ABCDEF2HZ
VOLKSWAGEN CADDY Mod. '13	46-41 / BUS	154 / 183 / 188	DB 05.10	ABCDEF2HZ
VOLKSWAGEN CRAFTER Mod. '07 – '10	46-24B / BUS	118	DB 01.00	ABCEFI

N.B. Il presente elenco è fornito unicamente a titolo indicativo e di riferimento generale. Poiché gli equipaggiamenti in dotazione ai veicoli possono variare considerevolmente nel tempo, oltre che in relazione a differenti modelli e/o versioni e a differenti mercati, GEMINI TECHNOLOGIES S.r.l. non è responsabile per eventuali malfunzionamenti e/o danni causati da inesattezze o lacune contenute in questo documento.

N.B. The present list provides an indicative installation guideline. Since the equipment delivered with a vehicle can differ significantly based on the year, model and type of vehicle and since there can also be market specific equipment differences, GEMINI TECHNOLOGIES S.r.l. shall not be liable for any malfunctions and/or possible damages that may occur due to inaccuracies or insufficient indications herein contained.

DB 16.00	CAN BUS SYSTEMS – 93X CODICI DI PROGRAMMAZIONE / PROGRAMMING CODES				
MODELLO VETTURA VEHICLE MAKE AND MODEL		SCHEDA N. SHEET Nr.	CODICE CODE	DA FROM	FUNZIONI FEATURES
▶ VOLKSWAGEN CRAFTER Mod. '17 – '23		46-46A / BUS	217	DB 09.10	ABC*DEF1HZ
VOLKSWAGEN GOLF VI Mod. '09		46-27 / BUS	109	DB 01.00	ABCDEF2Z
VOLKSWAGEN GOLF VI Mod. '10		46-27 / BUS	154	DB 01.00	ABCDEF2Z
VOLKSWAGEN GOLF VII Mod. '13 – '15		46-39A / BUS	173	DB 08.00	ABCDEF2GHZ
VOLKSWAGEN GOLF VIII Mod. '20 – '22		46-52A / BUS	173	DB 13.00	ABC*DEF2GHZ
▶ VOLKSWAGEN ID.BUZZ Mod. '23		46-54 / BUS	223	DB 16.00	ABCDEF2GH
VOLKSWAGEN PASSAT Mod. '11 – '13		46-35A / BUS	154 / 183	DB 05.10	ABCDEF2HZ
VOLKSWAGEN PASSAT Mod. '15 – '20		46-43 / BUS	173 / 223	DB 09.10	ABC*DEF2HZ
VOLKSWAGEN POLO Mod. '10		46-29B / BUS	154	DB 01.00	ABCDEF2Z
VOLKSWAGEN POLO Mod. '13		46-29B / BUS	183	DB 05.10	ABCDEF2HZ
VOLKSWAGEN POLO Mod. '15 – '18		46-42B / BUS	217	DB 09.00	ABCDEF2HZ
VOLKSWAGEN SCIROCCO Mod. '10		46-31 / BUS	154	DB 01.00	ABCDEF2Z
VOLKSWAGEN SHARAN Mod. '10 – '13		46-34A / BUS	154 / 183	DB 05.10	ABCDEF2HZ
VOLKSWAGEN T-CROSS Mod. '19		46-50 / BUS	173	DB 08.00	ABC*DEF2GHZ
VOLKSWAGEN T-ROC Mod. '18		46-48 / BUS	173	DB 08.00	ABC*DEF2HZ
VOLKSWAGEN TIGUAN Mod. '10 – '14		46-30 / BUS	154 / 183	DB 05.10	ABCDEF2Z
VOLKSWAGEN TIGUAN Mod. '17 – '21		46-45A / BUS	217 / 173	DB 09.00	ABC*DEF2GH*Z
VOLKSWAGEN TOUAREG Mod. '10 - '13		46-32B / BUS	181	DB 05.00	ABCDEF2GHZ
VOLKSWAGEN TOUAREG Mod. '19		46-49 / BUS	173	DB 08.00	ABC*DEF2GL
VOLKSWAGEN TOURAN Mod. '11		46-36 / BUS	154	DB 01.00	ABCDEF2Z
VOLKSWAGEN TRANSPORTER T5 & CARAVELLE Mod. '10 (2-button transmitter)		46-33A / BUS	109	DB 01.00	ABCDEZ
VOLKSWAGEN TRANSPORTER T5 & CARAVELLE Mod. '10 (3-button transmitter)		46-33A / BUS	154	DB 01.00	ABCEF2Z
VOLKSWAGEN TRANSPORTER & CARAVELLE Mod. '13 (2 & 3-button transmitter)		46-33A / BUS	109 / 183	DB 05.00	ABCDEF2HZ
VOLKSWAGEN TRANSPORTER T6, MULTIVAN & CARAVELLE Mod. '15 - '18		46-44A / BUS	183	DB 05.10	ABCDEF2HZ
VOLKSWAGEN TRANSPORTER T6 Mod. '15 - '19 (for Camper Van)		46-44A / BUS	106	DB 12.00	ABCDEF1HZ
VOLKSWAGEN TRANSPORTER T6.1, MULTIVAN & CARAVELLE Mod. '20		46-51 / BUS	173	DB 08.00	ABC*DEF2HZ
▶ VOLKSWAGEN TRANSPORTER T6.1, BULLI & CARAVELLE Mod. '21 – '23		46-53A / BUS	217	DB 09.00	ABC*DEF2HZ
VOLKSWAGEN UP Mod. '12		46-37 / BUS	154 / 183	DB 05.10	ABDEF2Z
VOLVO C30 Mod. '07 – '08		47-10 / BUS	128	DB 01.00	ABF1
VOLVO C70 Mod. '08		47-11 / BUS	128	DB 01.00	ABEF1
VOLVO S40 Mod. '06 – '07		47-7 / BUS	128	DB 01.00	ABF1
VOLVO S40 Mod. '15		47-15A / BUS	186	DB 05.10	ABEF1HZ
VOLVO S60 Mod. '11 – '13		47-14A / BUS	156	DB 03.00	ABC*EF1HZ
VOLVO S90 '17 – '18		47-17A / BUS	219	DB 09.00	ABCEF1HZ
VOLVO V40 Mod. '13 – '15		47-15A / BUS	186	DB 05.10	ABEF1HZ
VOLVO V50 Mod. '06 – '07		47-7 / BUS	128	DB 01.00	ABF1
VOLVO V60 Mod. '11 – '13		47-14A / BUS	156	DB 03.00	ABC*EF1HZ
VOLVO V70 Mod. '08 – '13		47-9A / BUS	165	DB 04.00	ABC*EF1*H*Z
VOLVO V90 e CROSS COUNTRY Mod. '17 – '18		47-17A / BUS	219	DB 09.00	ABCEF1HZ
VOLVO XC40 Mod. '18		47-19 / BUS	219	DB 09.00	ABCEF1HZ
VOLVO XC60 Mod. '09		47-12 / BUS	156	DB 01.00	ABC*EZ
VOLVO XC60 Mod. '11 – '13		47-13A / BUS	156 / 165	DB 04.00	ABC*EF1HZ
VOLVO XC60 Mod. '18		47-18 / BUS	219	DB 09.00	ABCEF1HGZ
VOLVO XC70 Mod. '08 – '13		47-9A / BUS	165	DB 04.00	ABC*EF1*H*Z
VOLVO XC90 Mod. '06 – '13		47-6A / BUS	129	DB 01.00	ABC*EF1Z
VOLVO XC90 Mod. '17		47-16 / BUS	219	DB 09.00	ABC F1 HZ

Legenda funzioni gestite da Can-Bus / Alarm features available from Can-Bus		
CODE	FUNZIONI	FEATURES
A	Ingresso pulsanti porte	Doors switches input
B	Ingresso pulsante vano bagagli	Boot switch input
C	Ingresso pulsante cofano motore	Bonnet switch input
D	Inserimento da serratura	Arming via door-lock
E	Antidistrazione	Automatic rearming (anti-distraction)
F1	Disinserimento allarme all'apertura del vano bagagli da trasmettitore originale	Alarm disarming via boot release button on OE remote
F2	Disinserimento allarme all'apertura del vano bagagli da trasmettitore originale e successivo reinserimento alla chiusura dello stesso	Alarm disarming via boot release button on OE remote and rearming after boot closure
G	Veicolo dotato di sistema "Keyless-entry"	Vehicle equipped with "keyless-entry" system
H	Ingresso allarme positivo sotto chiave	Start trigger input
L	Disinserimento allarme all'apertura elettrica baule con "sensore piede"	Alarm disarming when unlocking the tailgate with foot motion
M	Ins. / Dis. allarme allontanandosi con il trasmettitore originale dal veicolo	Arm / Disarm when walking away from vehicle with OE remote
Z	Opzione comando blinker con unico filo	Single wire option to activate flashers (via Hazard switch)
*	Dipendente dall'allestimento della vettura	Depending on the equipment fitted to the vehicle
►	Veicolo aggiunto / modificato	Added or modified vehicle
◆	Disponibile solo con alcune versioni DB	Only available with some DB versions
Attenzione: consultare sempre la scheda tecnica della vettura, verificando eventuali note relative a particolarità di funzionamento o di installazione. Warning: always check the vehicle-specific installation sheet for any special operating instruction or installation notes.		

N.B. Il presente elenco è fornito unicamente a titolo indicativo e di riferimento generale. Poiché gli equipaggiamenti in dotazione ai veicoli possono variare considerevolmente nel tempo, oltre che in relazione a differenti modelli e/o versioni e a differenti mercati, GEMINI TECHNOLOGIES S.r.l. non è responsabile per eventuali malfunzionamenti e/o danni causati da inesattezze o lacune contenute in questo documento.

N.B. The present list provides an indicative installation guideline. Since the equipment delivered with a vehicle can differ significantly based on the year, model and type of vehicle and since there can also be market specific equipment differences, GEMINI TECHNOLOGIES S.r.l. shall not be liable for any malfunctions and/or possible damages that may occur due to inaccuracies or insufficient indications herein contained.