



| DB 10.00 | CAN BUS SYSTEMS – 93X CODICI DI PROGRAMMAZIONE / PROGRAMMING CODES | |  | | |
|--|---|------------------------|--|------------|----------------------|
| MODELLO VETTURA VEHICLE MAKE AND MODEL | | SCHEDA N. SHEET Nr. | CODICE CODE | DA FROM | FUNZIONI FEATURES |
| ALFA ROMEO 159 Mod. '05 | | 1-11 / BUS | 101 | DB 02.00 | ABEF2HZ |
| ALFA ROMEO 159 Mod. '10 | | 1-15 / BUS | 101 | DB 02.00 | ABEF2HZ |
| ALFA ROMEO BRERA Mod. '06 | | 1-12 / BUS | 101 | DB 02.00 | ABEF2HZ |
| ALFA ROMEO GIULIA Mod. '17 | | 1-17 / BUS | 220 | DB 09.10 | ABCF1GHZ |
| ALFA ROMEO GIULIETTA Mod. '10 – '12 | | 1-16A / BUS | 131 | DB 02.00 | ABF1HZ |
| ALFA ROMEO MITO Mod. '08 | | 1-14 / BUS | 131 | DB 02.00 | ABF1HZ |
| ALFA ROMEO STELVIO Mod. '17 | | 1-18 / BUS | 220 | DB 09.10 | ABCF1GHZ |
| | | | | | |
| AUDI A1 Mod. '10 – '13 | | 4-23A / BUS | 154 / 183 | DB 05.10 | ABCDEF2Z |
| AUDI A3 & A3 SPORTBACK Mod. '04 - '05 | | 4-11 / BUS | 103 | DB 01.00 | ABDEF2Z |
| AUDI A3 & A3 SPORTBACK Mod. '10 | | 4-20 / BUS | 154 | DB 01.00 | ABCDEF2Z |
| AUDI A3 & A3 SPORTBACK Mod. '13 | | 4-29 / BUS | 173 | DB 05.00 | ABCDEF2HZ |
| AUDI A4 Mod. '02 – '04 & A4 CABRIO Mod. '05 – '06 | | 4-13 / BUS | 143 | DB 01.00 | ABCDEF2Z |
| AUDI A4 Mod. '05 – '06 | | 4-13 / BUS | 144 | DB 01.00 | ABCDEF2Z |
| AUDI A4 Mod. '08 | | 4-17 / BUS | 108 | DB 01.00 | ABCDEF2Z |
| AUDI A4 (B9) Mod. '16 | | 4-31 / BUS | 173 | DB 08.00 | ABCDEF2Z |
| AUDI A5 Mod. '08 | | 4-18 / BUS | 108 | DB 01.00 | ABCDEF2Z |
| AUDI A6 Mod. '05 – '07 | | 4-12A / BUS | 107 | DB 01.00 | ABCDEF2Z |
| AUDI A6 (C7) Mod. '12 – '17 | | 4-26B / BUS | 161 / 224 | DB 09.10 | ABCDEF2GHLZ |
| ▶ AUDI A7 Mod. '11 – '17 | | 4-24A / BUS | 161 / 181 | DB 05.00 | ABCDEF2GHZ |
| AUDI A8 Mod. '07 | | 4-16 / BUS | 146 | DB 01.00 | ABCEF2GZ |
| ▶ AUDI A8 (4H) Mod. '11 – '17 | | 4-25A / BUS | 161 / 181 | DB 05.00 | ABCDEF2GHZ |
| AUDI Q3 Mod. '12 – '14 | | 4-28A / BUS | 109 / 188 | DB 06.00 | ABCDEF2GHZ |
| AUDI Q5 Mod. '09 | | 4-20 / BUS | 108 | DB 01.00 | ABCDEF2Z |
| ▶ AUDI Q5 Mod. '17 | | 4-33 / BUS | 173 | DB 08.00 | ABC*DEF2Z |
| AUDI Q7 Mod. '06 | | 4-14 / BUS | 107 | DB 01.00 | ABCDEF2Z |
| AUDI Q7 Mod. '15 | | 4-30 / BUS | 173 | DB 08.00 | ABCDEF2 |
| AUDI R8 Mod. '08 | | 4-19 / BUS | 145 | DB 01.00 | ABCDEF2Z |
| AUDI R8 Mod. '12 | | 4-27 / BUS | 154 | DB 01.00 | ABCDEF2Z |
| AUDI R8 (4S) Mod. '16 | | 4-32 / BUS | 161 | DB 09.00 | ABCDEF2GHZ |
| AUDI TT Mod. '06 | | 4-15 / BUS | 104 | DB 01.00 | ABCDEF2Z |
| AUDI TT Mod. '10 | | 4-22 / BUS | 154 | DB 01.00 | ABCDEF2Z |
| | | | | | |
| BENTLEY CONTINENTAL GT Mod. '08 | | 5-1 / BUS | 106 | DB 01.00 | ABCDEF2GZ |
| | | | | | |
| BMW I3 '16 | | N.D. | 206 | DB 08.00 | ABEF2GHZ |
| BMW I8 '15 | | 6-33 / BUS | 206 | DB 08.00 | ABEF2GHZ |
| BMW SERIE 1 (E87) Mod. '05 – '08 | | 6-9 / BUS | 119 | DB 01.00 | ABEF2Z |
| BMW SERIE 1 (E87) Mod. '09 – '11 | | 6-17 / BUS | 119 | DB 01.00 | ABEF2Z |
| BMW SERIE 1 (F20-F21) Mod. '12 – '16 | | 6-24A / BUS | 158 / 206 / 208 | DB 07.00 | ABC F2Z |
| BMW SERIE 2 (F22-F23) Mod. '14 | | 6-27 / BUS | 158 / 208 | DB 07.00 | ABCF1Z |
| ▶ BMW SERIE 2 ACTIVE TOURER (F45) Mod. '14 – '17 | | 6-32A / BUS | 206 | DB 10.00 | ABCF2H GZ |
| BMW SERIE 3 (E90-E91-E92-E93) Mod. '05 – '11 | | 6-10B / BUS | 119 | DB 01.00 | ABDEF2GZ |
| BMW SERIE 3 (F30-F31) & SERIE 3GT (F34) Mod. '12 – '14 | | 6-25C / BUS | 158 / 190 | DB 06.00 | ABCF1 (F2) Z |
| BMW SERIE 4 (F32-F33) Mod. '14 | | 6-28 / BUS | 158 / 208 | DB 07.00 | ABCF1HZ |
| BMW SERIE 4 GRAN COUPE' (F36) Mod. '14 | | 6-30 / BUS | 206 / 207 | DB 07.00 | ABCF2HZ |
| BMW SERIE 5 (E60-E61) Mod. '04 – '10 | | 6-11A / BUS | 119 | DB 01.00 | ABDEF2GZ |
| BMW SERIE 5 (F10-F11) & SERIE 5GT (F07) Mod. '11 – '16 | | 6-21B / BUS | 189 / 208 | DB 09.10 | ABC*DEF2GLZ |
| BMW SERIE 6 (E63) Mod. '06 | | 6-13 / BUS | 119 | DB 01.00 | ABCDEF2GZ |
| BMW SERIE 6 (F12-F13) '12 | | 6-26 / BUS | 158 / 189 | DB 06.00 | ABCDEF2G*HZ |
| BMW SERIE 7 (E65) Mod. '06 | | 6-14 / BUS | 119 | DB 01.00 | ABCDF2GZ |
| BMW SERIE 7 (F01-F02) Mod. '11 – '15 | | 6-22 / BUS | 158 / 208 | DB 09.10 | ABEF2HZ |
| BMW X1 (E84) Mod. '10 | | 6-20 / BUS | 119 | DB 02.00 | ABEF2Z |
| BMW X3 (F25) Mod. '11 | | 6-23 / BUS | 158 / 206 / 208 | DB 07.00 | ABCDEF2HZ |
| BMW X4 (F26) Mod. '14 | | 6-31 / BUS | 206 | DB 07.00 | ABC F2Z |
| BMW X5 (E70) Mod. '07 | | 6-15 / BUS | 119 | DB 01.00 | ABCDF2GZ |
| BMW X5 (F15) Mod. '14 | | 6-29 / BUS | 190 | DB 06.00 | ABCF1HZ |
| BMW X6 (E71) Mod. '08 | | 6-16 / BUS | 119 | DB 01.00 | ABCDF2Z |
| BMW Z4 (E89) Mod. '10 | | 6-19 / BUS | 119 | DB 01.00 | ABC*DF2Z |
| | | | | | |
| CHEVROLET AVEO Mod. '11 | | 51-8 / BUS | 127 | DB 03.00 | ABHZ |
| CHEVROLET CAPTIVA Mod. '06 | | 51-2 / BUS | 135 | DB 01.00 | ABF1 |
| CHEVROLET CAPTIVA Mod. '11 - '13 | | 51-6A / BUS | 135 | DB 06.00 | ABEF1GHZ |
| CHEVROLET CRUZE Mod. '09 – '13 | | 51-4A / BUS | 127 | DB 02.00 | ABF1Z |
| CHEVROLET ORLANDO Mod. '11 | | 51-7 / BUS | 127 | DB 03.00 | ABHZ |
| CHEVROLET TRAX Mod. '13 | | 51-9 / BUS | 184 | DB 05.10 | ABZ |
| CHEVROLET VOLT Mod. '14 | | 51-11 / BUS | 127 | DB 05.00 | ABHZ |
| | | | | | |
| CHRYSLER 300C Mod. '06 (2-button transmitter) | | 9-6 / BUS | 132 | DB 01.00 | ABCZ |


N.B. Il presente elenco è fornito unicamente a titolo indicativo e di riferimento generale. Poiché gli equipaggiamenti in dotazione ai veicoli possono variare considerevolmente nel tempo, oltre che in relazione a differenti modelli e/o versioni e a differenti mercati, GEMINI TECHNOLOGIES S.r.l. non è responsabile per eventuali malfunzionamenti e/o danni causati da inesattezze o lacune contenute in questo documento.

N.B. This list serves to provide an indicative installation guideline. As equipment delivered with the car varies considerably from model to model and from market to market as well as from time to time, GEMINI TECHNOLOGIES S.r.l. shall not be liable for possible damages that may occur due to faulty or insufficient indications herein contained.

| DB 10.00 | CAN BUS SYSTEMS – 93X CODICI DI PROGRAMMAZIONE / PROGRAMMING CODES | |  | | |
|---|---|------------------------|--|------------|----------------------|
| MODELLO VETTURA VEHICLE MAKE AND MODEL | | SCHEDA N. SHEET Nr. | CODICE CODE | DA FROM | FUNZIONI FEATURES |
| CITROEN BERLINGO 3 Mod. '08 (con abilitazione centrale BSI – with BSI unit programming) | | N.D. / N.A. | 151 | DB 02.00 | ABHZ |
| CITROEN C2 Mod. '05 – '10 (con abilitazione centr. BSI – with BSI unit programming) | | 10-28 / BUS | 151 | DB 02.00 | ABHZ |
| CITROEN C3 & C3 Pluirel Mod. '05 (con abilitazione centr. BSI – with BSI unit programming) | | N.D. / N.A. | 151 | DB 02.00 | ABHZ |
| CITROEN C3 Mod. '10 (con abilitazione centr. BSI – with BSI unit programming) | | 10-27 / BUS | 151 | DB 02.00 | ABHZ |
| CITROEN C4 Mod. '04 – '06 (senza abilitazione centrale BSI – without BSI unit programming) | | 10-18 / BUS | 152 | DB 01.00 | ABZ |
| CITROEN C4 & C4 PICASSO Mod. '06 (con abilitazione centr. BSI – with BSI unit programming) | | 10-18 / BUS | 151 | DB 02.00 | ABHZ |
| CITROEN C4 & C4 PICASSO Mod. '10 (con abilitazione centr. BSI – with BSI unit programming) | | 10-31 / BUS | 151 | DB 02.00 | ABF1HZ |
| CITROEN C4 Mod. '11 (con abilitazione centr. BSI – with BSI unit programming) | | 10-32 / BUS | 151 | DB 02.00 | ABF1HZ |
| CITROEN C4 AIRCROSS Mod. '14 | | 10-35 / BUS | 132 | DB 01.00 | ABCG |
| CITROEN C5 Mod. '04 – '05 (senza abilitazione centrale BSI – without BSI unit programming) | | N.D. / N.A. | 152 | DB 01.00 | ABZ |
| CITROEN C5 Mod. '08 – '09 (con abilitazione centr. BSI – with BSI unit programming) | | 10-26 / BUS | 151 | DB 02.00 | ABHZ |
| CITROEN C6 Mod. '05 (con abilitazione centr. BSI – with BSI unit programming) | | N.D. / N.A. | 151 | DB 02.00 | ABHZ |
| CITROEN C8 Mod. '05 (con abilitazione centr. BSI – with BSI unit programming) | | N.D. / N.A. | 151 | DB 02.00 | ABHZ |
| CITROEN C-CROSSER Mod. '07 – '11 | | 10-23A / BUS | 132 | DB 02.00 | ABGHZ |
| CITROEN DS3 Mod. '10 (con abilitazione centr. BSI – with BSI unit programming) | | 10-28 / BUS | 151 | DB 02.00 | ABHZ |
| CITROEN JUMPER Mod. '06 | | 10-21 / BUS | 101 | DB 02.00 | ABF1HZ |
| CITROEN JUMPER Mod. '11 (Euro V) | | 10-33 / BUS | 131 | DB 02.00 | ABF1HZ |
| CITROEN JUMPER Mod. '14 (Euro 5+) | | 10-36 / G8 | 131 | DB 05.10 | ABF1HZ |
| CITROEN JUMPY 2 Mod. '07 (senza abilitazione centrale BSI – without BSI unit programming) | | 10-22 / BUS | 152 | DB 01.00 | ABDEZ |
| CITROEN JUMPY 2 Mod. '08 (con abilitazione centr. BSI – with BSI unit programming) | | 10-22 / BUS | 151 | DB 02.00 | ABHZ |
| CITROEN JUMPY 2 Mod. '11 – '14 (con abilitazione centr. BSI – with BSI unit programming) | | 10-30A / BUS | 151 | DB 02.00 | ABF1HZ |
| CITROEN NEMO Mod. '08 | | 10-24 / BUS | 131 | DB 02.00 | ABF1HZ |
| DODGE JOURNEY Mod. '11 | | 8-1 / BUS | 166 | DB 04.00 | ABEGHZ |
| FIAT 16 Mod. '11 (solo per versioni "Keyless go" – only for "Keyless go" version) | | 14-41 / BUS | 160 | DB 04.00 | ABEGH |
| FIAT 124 Spider Mod. '17 (Funzione F1 non gestibile - F1 fuction can't be managed) | | 14-52 / BUS | 221 | DB 09.10 | ABGH |
| FIAT 500 e 500C Mod. '07 – '15 | | 14-33B / BUS | 131 | DB 02.00 | ABF1HZ |
| FIAT 500L Mod. '13 | | 14-45 / BUS | 131 | DB 02.00 | ABF1HZ |
| FIAT 500L Mod. '15 | | 14-48 / BUS | 131 | DB 02.00 | ABF1HZ |
| FIAT 500X Mod. '15 | | 14-47A / BUS | 199 | DB 07.00 | ABF2G*HZ |
| FIAT BRAVO Mod. '07 | | 14-32 / BUS | 101 | DB 02.00 | ABF1HZ |
| FIAT CROMA Mod. '05 – '11 | | 14-26A / BUS | 101 | DB 02.00 | ABF2HZ |
| FIAT DOBLO' Mod. '10 | | 14-39 / BUS | 131 | DB 02.00 | ABF1HZ |
| FIAT DOBLO' Mod. '15 | | 14-49 / BUS | 131 | DB 02.00 | ABF1HZ |
| FIAT DUCATO Mod. '06 (Euro IV) | | 14-30 / BUS | 101 | DB 02.00 | ABF1HZ |
| FIAT DUCATO Mod. '11 (Euro V) | | 14-43 / BUS | 131 | DB 05.10 | ABF1HZ |
| FIAT DUCATO Mod. '14 (Euro 5+) | | 14-46 / BUS | 131 | DB 05.10 | ABF1HZ |
| FIAT FIORINO Mod. '08 | | 14-34 / BUS | 131 | DB 02.00 | ABF1HZ |
| FIAT FREEMONT Mod. '11 – '13 | | 14-42B / BUS | 166 | DB 04.00 | ABEGHZ |
| FIAT FULLBACK Mod. '16 | | 14-51 / BUS | 211 | DB 09.00 | AEH |
| FIAT GRANDE PUNTO Mod. '05 – '08 | | 14-27A / BUS | 131 | DB 02.00 | ABF1HZ |
| FIAT GRANDE PUNTO Mod. '09 | | 14-37 / BUS | 131 | DB 02.00 | ABF1HZ |
| FIAT IDEA Mod. '03 - '07 | | 14-24 / BUS | 101 | DB 02.00 | ABDEF2HZ |
| FIAT IDEA Mod. '08 | | 14-35 / BUS | 101 | DB 02.00 | ABF1HZ |
| FIAT PANDA Mod. '03 - '11 | | 14-23B / BUS | 101 | DB 02.00 | AB*HZ |
| ▶ FIAT PANDA Mod. '12 – '17 | | 14-44B / BUS | 131 | DB 02.00 | ABF1HZ |
| FIAT PUNTO EVO Mod. '10 | | 14-38 / BUS | 131 | DB 02.00 | ABF1HZ |
| FIAT SCUDO Mod. '07 (senza abilitazione centrale BSI – without BSI unit programming) | | 14-31 / BUS | 152 | DB 01.00 | ABDEZ |
| FIAT SCUDO Mod. '08 (con abilitazione centr. BSI – with BSI unit programming) | | 14-31 / BUS | 151 | DB 02.00 | ABHZ |
| FIAT SCUDO Mod. '11 – '14 (con abilitazione centr. BSI – with BSI unit programming) | | 14-40A / BUS | 151 | DB 02.00 | ABF1HZ |
| FIAT STILO Mod. '01 - '05 | | 14-19 / BUS | 100 | DB 01.00 | ABDEF2Z |
| FIAT STILO Mod. '06 | | 14-28 / BUS | 101 | DB 02.00 | ABDF1HZ |
| FIAT TALENTO Mod. '17 | | 14-53 / BUS | 177 | DB 07.00 | ABEF2Z |
| FIAT TIPO Mod. '17 | | 14-54 / BUS | 222 | DB 09.10 | ABF1HZ |
| FORD B-MAX Mod. '13 | | 15-32 / BUS | 123 | DB 05.00 | ABF1HZ |
| FORD ECOSPORT Mod. '14 | | 15-37A / BUS | 182 | DB 05.00 | ABDGH |
| ▶ FORD ECOSPORT Mod. '17 | | 15-51 / BUS | 225 | DB 10.00 | ABDGH |
| FORD EDGE Mod. '17 ("L" function and trunk "keyless" can't be managed) | | 15-44 / BUS | 209 | DB 09.00 | ABCF2G*HZ |
| FORD FIESTA Mod. '06 – '08 | | 15-14A / BUS | 121 | DB 01.00 | AB |
| FORD FIESTA Mod. '09 – '11 | | 15-22A / BUS | 121 | DB 01.00 | ABDEF1Z |
| FORD FIESTA Mod. '13 (Base-level version & "UK" Mid-level version with Pink wire connection) | | 15-33A / BUS | 182 | DB 05.00 | ABDF2HZ |
| FORD FIESTA Mod. '13 ("UK" Mid-level version) | | 15-33A / BUS | 123 | DB 05.00 | ABHZ |
| FORD FIESTA Mod. '13 (Top-level version) ("keyless" non gestibile – "Keyless" function not managed) | | 15-33A / BUS | 123 | DB 05.00 | ABF1HZ |
| ▶ FORD FIESTA Mod. '17 | | 15-50 / BUS | 225 | DB 10.00 | ABEF2HZ |
| FORD FOCUS & C-MAX Mod. '05 - '08 (No allarme OE e bloccaggio – without OE alarm & dead lock) | | 15-12 / BUS | 122 | DB 01.00 | AB |
| FORD FOCUS Mod. '08 (Con allarme OE e doppia chiusura – with OE alarm and dead lock) | | 15-20 / BUS | 121 | DB 01.00 | ABC |
| FORD FOCUS & C-MAX Mod. '11 – '13 | | 15-26B / BUS | 159 | DB 05.10 | ABC*EF2GHZ |
| FORD FOCUS & C-MAX Mod. '15 – '17 | | 15-38A / BUS | 159 | DB 07.00 | ABC*EF2GHZ |


N.B. Il presente elenco è fornito unicamente a titolo indicativo e di riferimento generale. Poiché gli equipaggiamenti in dotazione ai veicoli possono variare considerevolmente nel tempo, oltre che in relazione a differenti modelli e/o versioni e a differenti mercati, GEMINI TECHNOLOGIES S.r.l. non è responsabile per eventuali malfunzionamenti e/o danni causati da inesattezze o lacune contenute in questo documento.

N.B. This list serves to provide an indicative installation guideline. As equipment delivered with the car varies considerably from model to model and from market to market as well as from time to time, GEMINI TECHNOLOGIES S.r.l. shall not be liable for possible damages that may occur due to faulty or insufficient indications herein contained.

| DB 10.00 | CAN BUS SYSTEMS – 93X CODICI DI PROGRAMMAZIONE / PROGRAMMING CODES | |  | | |
|--|---|------------------------|--|------------|----------------------|
| | | | CODICE CODE | DA FROM | FUNZIONI FEATURES |
| MODELLO VETTURA VEHICLE MAKE AND MODEL | | SCHEDA N. SHEET Nr. | | | |
| FORD FUSION Mod. '07 – '09 | | 15-18 / BUS | 121 | DB 01.00 | ABD |
| FORD FUSION Mod. '10 | | 15-25 / BUS | 121 | DB 01.00 | AB |
| FORD GALAXY Mod. '11 | | 15-29 / BUS | 124 | DB 03.00 | ABEF1GHZ |
| FORD GALAXY Mod. '17 ("L" function and trunk "keyless" can't be managed) | | 15-47 / BUS | 209 | DB 09.00 | ABCF1G*HZ |
| FORD KA Mod. '09 | | 15-23 / BUS | 131 | DB 02.00 | ABF1HZ |
| ► FORD KA+ Mod. '17 ("F1/F2" function can't be managed) | | 15-47 / BUS | 225 | DB 10.00 | ABEHZ |
| FORD KUGA Mod. '08 | | 15-21 / BUS | 123 | DB 01.00 | ABF1G |
| FORD KUGA Mod. '13 | | 15-34 / BUS | 159 | DB 05.00 | ABC*DEF1HZ |
| FORD KUGA Mod. '17 | | 15-45 / BUS | 159 | DB 07.00 | ABC*DEF2GHZ |
| FORD MONDEO Mod. '07 | | 15-17 / BUS | 124 | DB 01.00 | ABC*E |
| FORD MONDEO Mod. '11 | | 15-28 / BUS | 124 | DB 03.00 | ABEF1GHZ |
| FORD MONDEO Mod. '15 | | 15-39 / BUS | 213 | DB 09.00 | ABC*EF1GHZ |
| ► FORD MUSTANG Mod. '17 | | 15-48 / BUS | 226 | DB 10.00 | ABF1GHZ |
| FORD RANGER Mod. '12 | | 15-31 / BUS | 172 | DB 05.00 | AEH |
| ► FORD RANGER Mod. '17 | | 15-49 / BUS | 230 | DB 10.00 | AC*EHZ |
| FORD S-MAX Mod. '07 | | 15-15 / BUS | 124 | DB 01.00 | ABCE |
| FORD S-MAX Mod. '11 | | 15-27 / BUS | 124 | DB 03.00 | ABEF1GHZ |
| FORD S-MAX Mod. '17 ("L" function and trunk "keyless" can't be managed) | | 15-46 / BUS | 209 | DB 09.00 | ABCF1G*HZ |
| FORD TRANSIT Mod. '07 – '11 <i>Leggere note scheda tecnica – See notes on installation sheet</i> | | 15-16B / BUS | 163 | DB 03.00 | ABH |
| FORD TRANSIT Mod. '14 | | 15-36 / BUS | 195 | DB 06.00 | ABEF1H |
| FORD TRANSIT Mod. '16 | | 15-41 / BUS | 209 | DB 09.00 | ABE*F1HZ |
| FORD TRANSIT CONNECT Mod. '10 – '11 | | 15-24A / BUS | 121 | DB 02.00 | ABDF1HZ |
| FORD TRANSIT CONNECT Mod. '14 | | 15-35 / BUS | 159 | DB 05.10 | ABEF1HZ |
| FORD TRANSIT COURIER e TOURNEO COURIER Mod. '15 | | 15-40 / BUS | 182 | DB 05.00 | ABDF2HZ |
| FORD TRANSIT CUSTOM Mod. '13 | | 15-32 / BUS | 170 / 195 | DB 06.00 | ABDE*F1H |
| FORD TRANSIT CUSTOM Mod. '17 | | 15-42 / BUS | 209 | DB 09.00 | ABE*F1HZ |
| | | | | | |
| HONDA ACCORD Mod. '07 – '09 | | 16-21A / BUS | 134 | DB 01.00 | ABC*E |
| HONDA CIVIC Mod. '07 | | 16-23A / BUS | 134 | DB 01.00 | ABC*E |
| HONDA CIVIC Mod. '12 – '16 | | 16-28A / BUS | 171 | DB 05.00 | ABCEF2*H |
| ► HONDA CIVIC Mod. '17 | | 16-33 / BUS | 227 | DB 10.00 | ABCFDEF2GHZ |
| HONDA CR-V Mod. '07 – '12 | | 16-24A / BUS | 134 | DB 01.00 | ABC*E |
| HONDA CR-V Mod. '13 – '16 | | 16-30A / BUS | 171 | DB 09.00 | ABCFDEF2GH |
| HONDA CR-Z Mod. '12 | | 16-29 / BUS | 134 | DB 01.00 | ABC*E |
| HONDA HR-V Mod. '16 | | 16-31 / BUS | 171 | DB 05.00 | ABDEH |
| HONDA INSIGHT Mod. '10 | | 16-27 / BUS | 134 | DB 01.00 | ABC*E |
| HONDA JAZZ Mod. '10 – '12 | | 16-26A / BUS | 134 | DB 01.00 | ABC*E |
| HONDA JAZZ Mod. '16 | | 16-32 / BUS | 171 | DB 05.00 | ABEH |
| | | | | | |
| HYUNDAI I20 Mod. '16 | | 17-27 / BUS | 210 | DB 08.00 | ABEF2GHZ |
| HYUNDAI I30 Mod. '12 – '16 | | 17-25A / BUS | 164 | DB 03.00 | ABC*EF2Z |
| HYUNDAI IX20 Mod. '11 – '16 | | 17-24A / BUS | 164 | DB 03.00 | ABCEF2 |
| HYUNDAI IX35 Mod. '10 | | 17-23 / BUS | 155 | DB 02.00 | ABCEF2GZ |
| HYUNDAI TUCSON Mod. '16 | | 17-29 / BUS | 210 | DB 09.00 | ABCEF2Z |
| HYUNDAI VELOSTER Mod. '13 | | 17-26 / BUS | 191 | DB 06.00 | ABCEF2GH |
| | | | | | |
| INFINITI QX70 Mod. '15 | | 56-1 / BUS | 120 | DB 08.00 | ABF1G*HZ |
| | | | | | |
| IVECO DAILY Mod. '07 | | 55-1 / BUS | 101 | DB 01.00 | ABF1Z |
| IVECO DAILY Mod. '11 (Euro V) | | 55-5 / BUS | 131 | DB 02.00 | ABF1HZ |
| IVECO DAILY Mod. '14 (Euro 5+) | | 55-6 / BUS | 131 | DB 02.00 | ABF1HZ |
| | | | | | |
| ► JAGUAR F-PACE Mod. '17 | | 18-27 BUS | 228 | DB 10.00 | ABCF2HZ |
| | | | | | |
| JEEP COMPASS Mod. '09 – '14 | | 19-6A / BUS | 133 | DB 07.00 | AB |
| ► JEEP COMPASS Mod. '17 | | 19-12 / BUS | 222 | DB 10.00 | ABCF1GHZ |
| JEEP CHEROKEE Mod. '14 | | 19-10 / BUS | 205 | DB 07.00 | ABCF1*G*HZ |
| JEEP GRAND CHEROKEE Mod. '06 | | 19-5 / BUS | 133 | DB 01.00 | ABCF2Z |
| JEEP GRAND CHEROKEE Mod. '12 – '13 | | 19-7A / BUS | 168 | DB 04.00 | ABCF1GHZ |
| JEEP GRAND CHEROKEE Mod. '14 | | 19-8 / BUS | 166 | DB 04.00 | ABF1GHZ |
| JEEP RENEGADE Mod. '15 | | 19-11 / BUS | 199 | DB 07.00 | ABF2G*HZ |
| JEEP WRANGLER Mod. '14 | | 19-9 / BUS | 174 | DB 05.00 | ABHZ |
| | | | | | |
| KIA CARENS Mod. '14 | | 20-26 / BUS | 192 | DB 06.00 | ABCEF2Z |
| KIA CARNIVAL Mod. '07 | | 20-15 / BUS | 136 | DB 01.00 | ABF2Z |
| KIA CEE'D Mod. '14 | | 20-27 / BUS | 193 | DB 06.00 | ABC*EF2HZ |
| KIA OPIRUS Mod. '09 | | 20-18 / BUS | 137 | DB 01.00 | ABEF1G |
| KIA RIO Mod. '11 – '14 | | 20-24A / BUS | 164 | DB 06.00 | ABCEF2 |
| KIA SORENTO Mod. '12 | | 20-25 / BUS | 169 | DB 04.00 | ABEF2HZ |


N.B. Il presente elenco è fornito unicamente a titolo indicativo e di riferimento generale. Poiché gli equipaggiamenti in dotazione ai veicoli possono variare considerevolmente nel tempo, oltre che in relazione a differenti modelli e/o versioni e a differenti mercati, GEMINI TECHNOLOGIES S.r.l. non è responsabile per eventuali malfunzionamenti e/o danni causati da inesattezze o lacune contenute in questo documento.

N.B. This list serves to provide an indicative installation guideline. As equipment delivered with the car varies considerably from model to model and from market to market as well as from time to time, GEMINI TECHNOLOGIES S.r.l. shall not be liable for possible damages that may occur due to faulty or insufficient indications herein contained.

| DB 10.00 | CAN BUS SYSTEMS – 93X CODICI DI PROGRAMMAZIONE / PROGRAMMING CODES | |  | | |
|--|---|------------------------|--|----------------------|----------------------|
| MODELLO VETTURA VEHICLE MAKE AND MODEL | | SCHEDA N. SHEET Nr. | CODICE CODE | DA FROM | FUNZIONI FEATURES |
| KIA SORENTO Mod. '16 | | 20-30 / BUS | 210 | DB 09.00 | ABCFE2GHZ |
| KIA SOUL Mod. '15 | | 20-29 / BUS | 210 | DB 08.00 | ABEF2GHZ |
| KIA SPORTAGE Mod. '11 – '13 | | 20-21A / BUS | 164 | DB 03.00 | ABC*EF2Z |
| KIA SPORTAGE Mod. '16 | | 20-31 / BUS | 210 | DB 09.00 | ABCFE2GHZ |
| LANCIA DELTA Mod. '08 – '11 | | 23-15A / BUS | 101 | DB 02.00 | ABF1HZ |
| LANCIA MUSA Mod. '04 - '07 | | 23-11A / BUS | 101 | DB 02.00 | ABDEF2HZ |
| LANCIA MUSA Mod. '08 | | 23-14 / BUS | 101 | DB 02.00 | ABF1HZ |
| LANCIA THEMA Mod. '12 | | 23-17 / BUS | 166 | DB 04.00 | ABEF1GHZ |
| LANCIA YPSILON Mod. '04 - '05 | | 23-9 / BUS | 101 | DB 02.00 | ABDEF2HZ |
| LANCIA YPSILON Mod. '06 | | 23-12 / BUS | 101 | DB 02.00 | ABF2HZ |
| LANCIA YPSILON Mod. '07 | | 23-13 / BUS | 101 | DB 02.00 | ABF2HZ |
| LANCIA YPSILON Mod. '11 – '16 (5 porte – 5-doors) | | 23-16B / BUS | 131 | DB 02.00 | ABF1HZ |
| LANCIA VOYAGER Mod. '12 | | 23-18 / BUS | 174 | DB 05.00 | ABCF1HZ |
| LAND ROVER DISCOVERY 4 Mod. '13 | | 52-7 / BUS | 167 | DB 04.00 | ABCFE2Z |
| LAND ROVER DISCOVERY SPORT Mod. '16 | | 52-11 / BUS | 200 194 | DB 07.00 DB 09.00 | ABCF1HZ ABCEGHZ |
| LAND ROVER FREELANDER 2 Mod. '07 | | 52-3 / BUS | 140 | DB 01.00 | ABCFE2Z |
| LAND ROVER RANGE ROVER Mod. '13 | | 52-8 / BUS | 194 | DB 06.00 | ABCFE2GHZ |
| LAND ROVER RANGE ROVER EVOQUE Mod. '12 | | 52-5 / BUS | 167 | DB 04.00 | ABCFE2Z |
| LAND ROVER RANGE ROVER EVOQUE Mod. '13 | | 52-5 / BUS | 178 | DB 05.00 | ABCFE2GZ |
| LAND ROVER RANGE ROVER EVOQUE Mod. '15 | | 52-10A / BUS | 200 | DB 07.00 | ABCF2HZ |
| LAND ROVER RANGE ROVER SPORT Mod. '06 | | 52-1 / BUS | 150 | DB 01.00 | ABCEZ |
| LAND ROVER RANGE ROVER SPORT Mod. '12 | | 52-6 / BUS | 167 | DB 04.00 | ABCFE2HZ |
| LAND ROVER RANGE ROVER SPORT Mod. '13 | | 52-9 / BUS | 194 | DB 06.00 | ABCEZ |
| ▶ LAND ROVER RANGE ROVER SPORT Mod. '18 | | 52-12 / BUS | 228 | DB 10.00 | ABCF2HZ |
| ▶ LAND ROVER RANGE ROVER VELAR Mod. '18 ("L" function can't be managed) | | 52-13 / BUS | 228 | DB 10.00 | ABCF2GHZ |
| LEXUS CT200H Mod. '12 | | 24-1 / BUS | 139 | DB 01.00 | ABEG |
| LEXUS NX300H Mod. '15 | | 24-2 / BUS | 139 | DB 02.00 | ABEF2GZ |
| MASERATI GRANTURISMO Mod. '10 | | 26-3 / BUS | 162 | DB 02.00 | AZ |
| MASERATI LEVANTE Mod. '17 | | 26-4 / BUS | 166 | DB 04.00 | ABF1GHZ |
| MAZDA 3 Mod. '10 | | 27-17 / BUS | 141 | DB 02.00 | ABF1*HG |
| MAZDA 3 Mod. '14 | | 27-19 / BUS | 201 | DB 07.00 | ABCH |
| MAZDA 5 Mod. '11 | | 27-18 / BUS | 141 | DB 02.00 | ABH |
| MAZDA 6 Mod. '08 | | 27-16 / BUS | 141 | DB 01.00 | ABH |
| ▶ MAZDA 6 Mod. '17 | | 27-23 / BUS | 201 | DB 09.00 | ABCGH |
| MAZDA CX3 Mod. '16 | | 27-20 / BUS | 201 | DB 07.00 | ABCH |
| MAZDA CX5 Mod. '16 | | 27-21 / BUS | 201 | DB 07.00 | ABCH |
| MAZDA MX5 Mod. '17 (Funzione F1 non gestibile - F1 fuction can't be managed) | | 27-21 / BUS | 201 | DB 09.00 | ABCGH |
| MERCEDES ACTROS (930) Mod. '11 (solo per prodotti 24V – only for 24V products) | | 28-37 / BUS | 180 | DB 05.00 | AH |
| MERCEDES ACTROS (963) Mod. '13 (solo per prodotti 24V – only for 24V products) | | 28-43 / BUS | 179 | DB 05.00 | AH |
| MERCEDES ANTOS (963) Mod. '14 (solo per prodotti 24V – only for 24V products) | | 28-45 / BUS | 179 | DB 05.00 | AH |
| MERCEDES CITAN (W415) Mod. '14 | | 28-46 / BUS | 120 / 148 | DB 05.00 | ABEHZ |
| MERCEDES CLASSE A (W169) Mod. '05 – '09 | | 28-20A / BUS | 111 | DB 02.00 | ABEHZ |
| MERCEDES CLASSE A (W176) Mod. '13 | | 28-42A / BUS | 112 | DB 04.00 | ABEH |
| MERCEDES CLASSE B (W245) Mod. '06 | | 28-21 / BUS | 111 | DB 02.00 | ABEHZ |
| MERCEDES CLASSE B (W246) Mod. '12 | | 28-38 / BUS | 112 | DB 04.00 | ABEH |
| MERCEDES CLASSE C e C SPORTCOUPE' (W203) Mod. '01 - '05 | | 28-15 / BUS | 117 | DB 01.00 | ABCDEF2H |
| MERCEDES CLASSE C (W204) Mod. '07 – '11 | | 28-32A / BUS | 112 | DB 02.00 | ABEF2H |
| MERCEDES CLASSE C (W205) Mod. '14 | | 28-A6 / BUS | 196 | DB 06.00 | ABCEFGH |
| MERCEDES CLASSE CL (W216) Mod. '07 | | 28-29 / BUS | 116 | DB 01.00 | ABCFE2G |
| MERCEDES CLASSE CLA (W117) Mod. '13 | | 28-44 / BUS | 112 | DB 04.00 | ABEF2*H |
| MERCEDES CLASSE CLC (CL203) Mod. '10 | | 28-36 / BUS | 117 | DB 02.00 | ABCEH |
| MERCEDES CLASSE CLK (W209) Mod. '04 – '06 | | 28-25 / BUS | 117 | DB 02.00 | ABEF2H |
| MERCEDES CLASSE CLS (C219) Mod. '07 | | 28-33 / BUS | 111 | DB 02.00 | ABEF2H |
| MERCEDES CLASSE CLS (C218) Mod. '12 | | 28-39 / BUS | 112 | DB 04.00 | ABEF2H |
| MERCEDES CLASSE E (W211) Mod. '05 | | 28-23 / BUS | 111 | DB 02.00 | ABCFE2HZ |
| MERCEDES CLASSE E (W212) & E COUPE'/CABRIO (W207) Mod. '09 – '13 | | 28-35A / BUS | 112 | DB 02.00 | ABEF2H |
| MERCEDES CLASSE E (W213) Mod. '17 | | 28-54 / BUS | 215 | DB 09.00 | ABCEFGH |
| MERCEDES CLASSE G (W463) Mod. '06 – '07 | | 28-26 / BUS | 117 | DB 02.00 | ABCFE2H |
| MERCEDES CLASSE GL (X164) Mod. '07 | | 28-31 / BUS | 111 | DB 02.00 | ABCFE2H |
| MERCEDES CLASSE GL (X166) Mod. '12 – '15 | | 28-52 / BUS | 175 | DB 05.00 | ABEF2H |
| MERCEDES CLASSE GLA (W156) Mod. '14 | | 28-47 / BUS | 112 | DB 04.00 | ABEH |
| MERCEDES CLASSE GLC (W253) Mod. '15 | | 28-53 / BUS | 196 | DB 06.00 | ABCEFGH |
| MERCEDES CLASSE GLK (X204) Mod. '09 | | 28-34 / BUS | 112 | DB 02.00 | ABC*EH |


N.B. Il presente elenco è fornito unicamente a titolo indicativo e di riferimento generale. Poiché gli equipaggiamenti in dotazione ai veicoli possono variare considerevolmente nel tempo, oltre che in relazione a differenti modelli e/o versioni e a differenti mercati, GEMINI TECHNOLOGIES S.r.l. non è responsabile per eventuali malfunzionamenti e/o danni causati da inesattezze o lacune contenute in questo documento.

N.B. This list serves to provide an indicative installation guideline. As equipment delivered with the car varies considerably from model to model and from market to market as well as from time to time, GEMINI TECHNOLOGIES S.r.l. shall not be liable for possible damages that may occur due to faulty or insufficient indications herein contained.

| DB 10.00 | CAN BUS SYSTEMS – 93X CODICI DI PROGRAMMAZIONE / PROGRAMMING CODES | |  | |
|--|---|----------------|--|----------------------|
| | | | | |
| MODELLO VETTURA VEHICLE MAKE AND MODEL | SCHEDA N. SHEET Nr. | CODICE CODE | DA FROM | FUNZIONI FEATURES |
| MERCEDES CLASSE M (W164) Mod. '06 (2-button transmitter) | 28-24 / BUS | 111 | DB 02.00 | AB C D E H |
| MERCEDES CLASSE M (W166) Mod. '12 – '13 | 28-40A / BUS | 175 | DB 05.00 | AB E F 2 H |
| MERCEDES CLASSE R (W251) Mod. '06 | 28-27 / BUS | 111 | DB 02.00 | AB C D E H |
| MERCEDES CLASSE S (W220) Mod. '00 – '03 | 28-12A / BUS | 114 | DB 01.00 | AB E F 1 |
| MERCEDES CLASSE S (W220) Mod. '03 – '05 | 28-12A / BUS | 113 | DB 01.00 | AB C E F 2 |
| MERCEDES CLASSE S (W221) Mod. '06 – '12 | 28-22B / BUS | 116 | DB 05.00 | AB C E F 2 G |
| MERCEDES CLASSE SL (R230) Mod. '06 | 28-28 / BUS | 113 | DB 01.00 | AB C E F 2 G |
| MERCEDES CLASSE SLK (R171) Mod. '04 – '06 | 28-18A / BUS | 117 | DB 01.00 | AB E F 2 H |
| MERCEDES CLASSE SLS (W197) Mod. '12 | 28-41 / BUS | 112 | DB 02.00 | AB E F 1 H Z |
| MERCEDES CLASSE V (W447) Mod. '14 | 28-49 / BUS | 202 | DB 07.00 | AB C E F 1 |
| MERCEDES SPRINTER Mod. '07 – '10 | 28-30B / BUS | 118 | DB 01.00 | AB C E F 1 |
| MERCEDES SPRINTER (W906) Mod. '14 | 28-48 / BUS | 118 | DB 01.00 | AB C* E F 1 |
| MERCEDES VITO & VIANO Mod. '04 - '06 | 28-19 / BUS | 115 | DB 01.00 | AB E F 1 |
| MERCEDES VITO (W639) Mod. '14 | 28-50 / BUS | 115 | DB 01.00 | AB E F 1 |
| MERCEDES VITO (W447) Mod. '15 | 28-51 / BUS | 202 | DB 09.00 | AB C E F 1 H |
| | | | | |
| MINI Mod. '07 – '09 | 48-3A / BUS | 119 | DB 01.00 | AB C* D E* F 2 Z |
| MINI, CLUBMAN & COUNTRYMAN Mod. '11 | 48-4 / BUS | 119 | DB 01.00 | AB C* E* F 2 Z |
| MINI Mod. '14 | 48-5 / BUS | 190 / 206 | DB 07.00 | AB C F 1 H Z |
| | | | | |
| MITSUBISHI ASX Mod. '10 – '14 | 29-26A / BUS | 132 | DB 01.00 | AB C G |
| MITSUBISHI L200 Mod. '15 | 29-30 / BUS | 211 | DB 08.00 | AE H |
| MITSUBISHI LANCER Mod. '08 | 29-23 / BUS | 132 | DB 01.00 | AB F 1 G |
| MITSUBISHI OUTLANDER Mod. '07 | 29-21 / BUS | 132 | DB 01.00 | AB G |
| MITSUBISHI OUTLANDER Mod. '10 | 29-25 / BUS | 132 | DB 02.00 | AB G H |
| MITSUBISHI OUTLANDER Mod. '13 – '16 | 29-27B / BUS | 176 | DB 08.00 | AB C* E G H Z |
| ► MITSUBISHI OUTLANDER Mod. '17 | 29-37 / BUS | 231 | DB 10.00 | AB C* G H Z |
| | | | | |
| NISSAN 370Z Mod. '10 | 30-30 / BUS | 120 | DB 02.00 | AB C F 1* G H Z |
| NISSAN CUBE Mod. '10 | 30-28 / BUS | 120 | DB 02.00 | AB E G H |
| NISSAN JUKE Mod. '10 – '17 | 30-32B / BUS | 148 | DB 09.00 | AB C E G Z |
| NISSAN LEAF Mod. '14 (senza keyless system – without keyless system) | 30-39 / BUS | 120 | DB 02.00 | AB H |
| NISSAN LEAF Mod. '14 (con keyless system – with keyless system) | 30-39 / BUS | 203 | DB 07.00 | AB G H |
| NISSAN MICRA Mod. '07 – '09 | 30-19 / BUS | 120 | DB 02.00 | AB H |
| NISSAN MICRA Mod. '10 – '14 | 30-33A / BUS | 120 | DB 02.00 | AB H |
| NISSAN MICRA Mod. '17 | 30-44 / BUS | 197 | DB 09.00 | AB C E G H |
| NISSAN MURANO Mod. '10 | 30-26 / BUS | 120 | DB 02.00 | AB F 1 G H Z |
| NISSAN INTERSTAR Mod. '11 | 30-34 / BUS | 120 | DB 02.00 | AB E F 2 H Z |
| NISSAN NAVARA Mod. '07 | 30-18 / BUS | 120 | DB 02.00 | AB H |
| NISSAN NAVARA NP300 Mod. '16 | 30-42 / BUS | 216 | DB 09.00 | AB E G H |
| NISSAN NOTE Mod. '07 - '08 | 30-23 / BUS | 120 | DB 02.00 | AB G H |
| NISSAN NOTE Mod. '14 (senza keyless system – without keyless system) | 30-35 / BUS | 120 | DB 02.00 | AB H |
| NISSAN NOTE Mod. '14 (con keyless system – with keyless system) | 30-36 / BUS | 120 | DB 02.00 | AB G* H |
| NISSAN NV200 & EVALIA Mod. '10 – '12 | 30-31A / BUS | 120 | DB 02.00 | AB H Z |
| NISSAN NV300 Mod. '17 | 30-43 / BUS | 177 | DB 07.00 | AB E F 2 Z |
| NISSAN NV400 Mod. '13 – '15 | 30-35A / BUS | 120 / 148 | DB 05.00 | AB E F 2* G* H Z |
| NISSAN PATHFINDER Mod. '07 | 30-21 / BUS | 120 | DB 02.00 | AB C* H |
| NISSAN PULSAR Mod. '14 | 30-41 / BUS | 197 | DB 06.00 | AB C E G Z |
| NISSAN QASHQAI Mod. '07 – '09 | 30-22 / BUS | 120 | DB 02.00 | AB E* G H |
| NISSAN QASHQAI Mod. '08 (Nordic Version) | 30-22 / BUS | 148 | DB 02.00 | AB E G H |
| NISSAN QASHQAI Mod. '10 | 30-29 / BUS | 120 | DB 02.00 | AB G H |
| NISSAN QASHQAI Mod. '14 | 30-38 / BUS | 197 | DB 06.00 | AB C E G Z |
| ► NISSAN QASHQAI Mod. '17 | 30-45 / BUS | 197 | DB 06.00 | AB C E F 1* G H Z |
| NISSAN X-TRAIL Mod. '10 | 30-27 / BUS | 120 | DB 02.00 | AB H |
| NISSAN X-TRAIL Mod. '14 | 30-40 / BUS | 197 | DB 06.00 | AB C E F 1 G Z |
| | | | | |
| OPEL / VAUXHALL ADAM Mod. '13 – '14 | 31-34A / BUS | 127 | DB 02.00 | AB H Z |
| OPEL / VAUXHALL AMPERA Mod. '14 | 31-36 / BUS | 127 | DB 05.00 | AB H Z |
| OPEL / VAUXHALL ANTARA Mod. '07 | 31-21 / BUS | 135 | DB 01.00 | AB E |
| OPEL / VAUXHALL ANTARA Mod. '11 – '14 | 31-30A / BUS | 135 | DB 03.00 | AB E F 1* H Z |
| OPEL / VAUXHALL ASTRA (Ver. H) Mod. '04 - '09 | 31-16 / BUS | 125 | DB 01.00 | AB E G Z |
| OPEL / VAUXHALL ASTRA (Ver. J) Mod. '10 – '15 | 31-27B / BUS | 127 / 212 | DB 08.00 | AB F 1* H Z |
| OPEL / VAUXHALL ASTRA (Ver. K) Mod. '16 – '17 | 31-40A / BUS | 212 | DB 09.10 | AB C* F 1 G H* L Z |
| OPEL / VAUXHALL COMBO Mod. '13 | 31-33 / BUS | 131 | DB 02.00 | AB F 1 H Z |
| OPEL / VAUXHALL CORSA (Ver. D) Mod. '06 – '08 | 31-20 / BUS | 125 | DB 01.00 | AB E Z |
| OPEL / VAUXHALL CORSA (Ver. D) Mod. '09 – '11 | 31-24A / BUS | 125 | DB 01.00 | AB E* Z |
| OPEL / VAUXHALL CORSA (Ver. E) Mod. '15 | 31-38 / BUS | 198 | DB 07.00 | AB H Z |
| OPEL / VAUXHALL INSIGNIA Mod. '09 – '13 | 31-26A / BUS | 127 | DB 05.00 | AB F 1 Z |
| OPEL / VAUXHALL INSIGNIA Mod. '14 | 31-35 / BUS | 198 | DB 06.00 | AB C* F 1 H Z |
| OPEL / VAUXHALL KARL Mod. '15 | 31-39 / BUS | 198 | DB 08.00 | AB H Z |


N.B. Il presente elenco è fornito unicamente a titolo indicativo e di riferimento generale. Poiché gli equipaggiamenti in dotazione ai veicoli possono variare considerevolmente nel tempo, oltre che in relazione a differenti modelli e/o versioni e a differenti mercati, GEMINI TECHNOLOGIES S.r.l. non è responsabile per eventuali malfunzionamenti e/o danni causati da inesattezze o lacune contenute in questo documento.

N.B. This list serves to provide an indicative installation guideline. As equipment delivered with the car varies considerably from model to model and from market to market as well as from time to time, GEMINI TECHNOLOGIES S.r.l. shall not be liable for possible damages that may occur due to faulty or insufficient indications herein contained.

| DB 10.00 | CAN BUS SYSTEMS – 93X CODICI DI PROGRAMMAZIONE / PROGRAMMING CODES | |  | | |
|--|---|------------------------|--|------------|----------------------|
| MODELLO VETTURA VEHICLE MAKE AND MODEL | | SCHEDA N. SHEET Nr. | CODICE CODE | DA FROM | FUNZIONI FEATURES |
| OPEL / VAUXHALL MOKKA Mod. '13 – '14 | | 31-32B / BUS | 127 / 184 | DB 05.10 | ABHZ |
| OPEL / VAUXHALL MOKKA X Mod. '17 | | 40-41 / BUS | 212 | DB 09.10 | ABC*F1GZ |
| OPEL / VAUXHALL MOVANO Mod. '10 – '15 | | 31-29A / BUS | 120 / 148 | DB 05.00 | ABEF2*G*HZ |
| OPEL / VAUXHALL SIGNUM Mod. '02 - '05 | | 31-17 / BUS | 126 | DB 01.00 | ABCDEF2Z |
| OPEL / VAUXHALL VECTRA Mod. '01 - '06 | | 31-13 / BUS | 126 | DB 01.00 | ABCDEF2Z |
| OPEL / VAUXHALL VIVARO Mod. '14 | | 331-37 / BUS | 177 | DB 07.00 | ABEF2Z |
| OPEL / VAUXHALL ZAFIRA Mod. '05 – '07 | | 31-19 / BUS | 125 | DB 01.00 | ABEGZ |
| OPEL / VAUXHALL ZAFIRA TOURER (Ver. C) Mod. '12 – '14 | | 31-31A / BUS | 127 | DB 02.00 | ABHZ |
| PEUGEOT 207 & 207CC Mod. '07 – '08 (con abilitazione centr. BSI – with BSI unit programming) | | 32-20 / BUS | 151 | DB 02.00 | ABHZ |
| PEUGEOT 207 & 207CC Mod. '09 (con abilitazione centr. BSI – with BSI unit programming) | | 32-28 / BUS | 151 | DB 02.00 | ABF1*HZ |
| PEUGEOT 307 & 307CC Mod. '04 – '05 (senza abilitaz. centr. BSI – without BSI unit programming) | | 32-17 / BUS | 152 | DB 01.00 | ABZ |
| PEUGEOT 307 & 307CC Mod. '05 – '07 (con abilitazione centr. BSI – with BSI unit programming) | | 32-17 / BUS | 151 | DB 02.00 | ABHZ |
| PEUGEOT 308 Mod. '07 – '08 (senza abilitazione centr. BSI – without BSI unit programming) | | 32-23 / BUS | 153 | DB 01.00 | ABZ |
| PEUGEOT 308 Mod. '09 – '11 (con abilitazione centr. BSI – with BSI unit programming) | | 32-27A / BUS | 151 | DB 02.00 | ABHZ |
| PEUGEOT 3008 Mod. '10 (con abilitazione centr. BSI – with BSI unit programming) | | 32-30 / BUS | 151 | DB 02.00 | ABHZ |
| PEUGEOT 407 Mod. '04 – '05 (senza abilitazione centrale BSI – without BSI unit programming) | | 32-16 / BUS | 152 | DB 01.00 | ABZ |
| PEUGEOT 407 Mod. '06 (con abilitazione centr. BSI – with BSI unit programming) | | 32-16 / BUS | 151 | DB 02.00 | ABHZ |
| PEUGEOT 4007 Mod. '07 – '11 | | 32-24A / BUS | 132 | DB 02.00 | ABGHZ |
| PEUGEOT 508 Mod. '11 (con abilitazione centr. BSI – with BSI unit programming) | | 32-34 / BUS | 151 | DB 02.00 | ABF1HZ |
| PEUGEOT 5008 Mod. '10 (con abilitazione centr. BSI – with BSI unit programming) | | 32-31 / BUS | 151 | DB 02.00 | ABHZ |
| PEUGEOT 807 Mod. '06 (con abilitazione centr. BSI – with BSI unit programming) | | N.D. / N.A. | 151 | DB 02.00 | ABHZ |
| PEUGEOT BIPPER Mod. '08 | | 32-25 / BUS | 131 | DB 02.00 | ABF1HZ |
| PEUGEOT BOXER Mod. '06 | | 32-21 / BUS | 101 | DB 02.00 | ABF1HZ |
| PEUGEOT BOXER Mod. '11 (Euro V) | | 32-35 / BUS | 131 | DB 02.00 | ABF1HZ |
| PEUGEOT BOXER Mod. '14 (Euro 5+) | | 32-41 / BUS | 131 | DB 05.10 | ABF1HZ |
| PEUGEOT EXPERT Mod. '07 (senza abilitazione centrale BSI – without BSI unit programming) | | 32-22 / BUS | 152 | DB 01.00 | ABZ |
| PEUGEOT EXPERT Mod. '08 (con abilitazione centr. BSI – with BSI unit programming) | | 32-22 / BUS | 151 | DB 02.00 | ABHZ |
| PEUGEOT EXPERT Mod. '11 – '14 (con abilitazione centr. BSI – with BSI unit programming) | | 32-33A / BUS | 151 | DB 02.00 | ABF1HZ |
| PEUGEOT PARTNER Mod. '14 (con abilitazione centr. BSI – with BSI unit programming) | | 32-40 / BUS | 151 | DB 02.00 | ABF1HZ |
| PEUGEOT RCZ Mod. '10 (con abilitazione centr. BSI – with BSI unit programming) | | 32-32 / BUS | 151 | DB 02.00 | ABF1HZ |
| PORSCHE 911 (Ver. 997) Mod. '06 – '07 | | 34-4 / BUS | 147 | DB 01.00 | ABCEF2 |
| PORSCHE 911 (Ver. 991) Mod. '14 – '16 | | 34-10A / BUS | 204 | DB 09.00 | ABCEF1HZ |
| PORSCHE BOXSTER Mod. '07 – '09 | | 34-7 / BUS | 147 | DB 01.00 | ABCEF2 |
| PORSCHE CAYENNE Mod. '05 – '09 | | 34-3 / BUS | 105 | DB 01.00 | ABCDEF2GZ |
| PORSCHE CAYENNE Mod. '11 – '12 | | 34-8A / BUS | 161 | DB 04.00 | ABCDEF1HZ |
| PORSCHE CAYMAN Mod. '07 | | 34-6 / BUS | 147 | DB 01.00 | ABCEF2 |
| PORSCHE MACAN Mod. '17 | | 34-11 / BUS | 161 | DB 04.00 | ABCF1HZ |
| PORSCHE PANAMERA Mod. '12 | | 34-9 / BUS | 161 | DB 04.00 | ABCDEF1HZ |
| RENAULT CAPTUR Mod. '13 | | 35-35 / BUS | 177 | DB 05.00 | ABEF2GZ |
| RENAULT CLIO Mod. '10 | | 35-30 / BUS | 120 | DB 02.00 | ABEZ |
| ▶RENAULT CLIO Mod. '13 – '17 | | 35-34A / BUS | 177 | DB 05.00 | ABEF2GZ |
| RENAULT ESPACE Mod. '15 | | 35-39 / BUS | 197 | DB 08.00 | ABCEF2GZ |
| RENAULT KADJAR Mod. '15 | | 35-40 / BUS | 197 | DB 08.00 | ABCEF2GZ |
| RENAULT KANGOO Mod. '13 | | 35-36 / BUS | 120 / 148 | DB 05.00 | ABEHZ |
| RENAULT MASTER / MASCOTT Mod. '10 – '16 (2 & 3 buttons transmitter) | | 35-31B / BUS | 120 / 148 | DB 05.00 | ABEF2*G*HZ |
| RENAULT MEGANE Mod. '16 | | 35-41 / BUS | 197 | DB 08.00 | ABCEF2GZ |
| RENAULT SCENIC Mod. '16 | | 35-42 / BUS | 197 | DB 08.00 | ABCEF2GZ |
| RENAULT TALISMAN Mod. '17 | | 35-43 / BUS | 197 | DB 08.00 | ABCEF2GZ |
| RENAULT TRAFIC Mod. '14 – '17 | | 35-37A / BUS | 177 | DB 07.00 | ABEF2Z |
| RENAULT TWINGO Mod. '14 | | 35-38 / BUS | 177 | DB 07.00 | ABF1Z |
| RENAULT WIND Mod. '10 | | 35-32 / BUS | 148 | DB 04.00 | ABEZ |
| SAAB 9-3 Mod. '06 – '07 | | 38-5 / BUS | 138 | DB 01.00 | ABF1Z |
| SEAT ALHAMBRA Mod. '10 – '15 | | 40-21A / BUS | 154 / 183 | DB 05.10 | ABCDEF2HZ |
| SEAT ALTEA e ALTEA XL Mod. '04 - '07 | | 40-11 / BUS | 104 | DB 01.00 | ABC*DEF2Z |
| SEAT ALTEA e ALTEA XL Mod. '11 | | 40-22 / BUS | 154 | DB 03.00 | ABC*DEF2H*Z |
| ▶SEAT ARONA Mod. '18 | | 40-29 / BUS | 173 | DB 08.00 | ABC*DEF2GHZ |
| SEAT ATECA Mod. '17 | | 40-27 / BUS | 173 | DB 08.00 | ABC*DEF2GHLZ |
| SEAT CORDOBA Mod. '01 - '05 | | 40-13 / BUS | 102 | DB 01.00 | ABC*DE |
| SEAT EXEO Mod. '09 | | 40-19 / BUS | 144 | DB 01.00 | ABC*DEF2Z |
| SEAT IBIZA Mod. '01 - '05 | | 40-12 / BUS | 102 | DB 01.00 | ABC*DE |
| SEAT IBIZA Mod. '08 – '13 | | 40-17C / BUS | 109 / 183 | DB 05.10 | ABC*DEF2Z |
| SEAT IBIZA Mod. '17 | | 40-26 / BUS | 217 | DB 09.00 | ABC*DEF2HZ |
| ▶SEAT IBIZA Mod. '18 | | 40-28 / BUS | 173 / 217 | DB 09.10 | ABC*DEF2GHZ |
| SEAT LEON Mod. '00 - '05 | | 40-14 / BUS | 110 | DB 01.00 | ABC*DE |
| SEAT LEON Mod. '06 – '09 | | 40-15 / BUS | 104 | DB 01.00 | ABC*DEF2Z |


N.B. Il presente elenco è fornito unicamente a titolo indicativo e di riferimento generale. Poiché gli equipaggiamenti in dotazione ai veicoli possono variare considerevolmente nel tempo, oltre che in relazione a differenti modelli e/o versioni e a differenti mercati, GEMINI TECHNOLOGIES S.r.l. non è responsabile per eventuali malfunzionamenti e/o danni causati da inesattezze o lacune contenute in questo documento.

N.B. This list serves to provide an indicative installation guideline. As equipment delivered with the car varies considerably from model to model and from market to market as well as from time to time, GEMINI TECHNOLOGIES S.r.l. shall not be liable for possible damages that may occur due to faulty or insufficient indications herein contained.

| DB 10.00 | CAN BUS SYSTEMS – 93X CODICI DI PROGRAMMAZIONE / PROGRAMMING CODES | |  | | |
|---|---|------------------------|--|------------|----------------------|
| MODELLO VETTURA VEHICLE MAKE AND MODEL | | SCHEDA N. SHEET Nr. | CODICE CODE | DA FROM | FUNZIONI FEATURES |
| SEAT LEON Mod. '10 | | 40-20 / BUS | 154 | DB 01.00 | ABC*DEF2Z |
| SEAT LEON Mod. '13 | | 40-24 / BUS | 173 | DB 05.00 | ABCEF2HZ |
| SEAT MII Mod. '12 | | 40-23 / BUS | 154 / 183 | DB 05.10 | ABDEF2Z |
| SEAT TOLEDO Mod. '05 | | 40-16 / BUS | 104 | DB 01.00 | ABC*DEZ |
| SEAT TOLEDO Mod. '13 | | 40-25 / BUS | 183 | DB 05.10 | ABCDEF2HZ |
| SKODA CITIGO Mod. '12 | | 41-12 / BUS | 154 / 183 | DB 05.10 | ABDEF2Z |
| SKODA FABIA Mod. '01 – '06 | | 41-5 / BUS | 102 | DB 01.00 | ABC*DE |
| SKODA FABIA Mod. '07 – '08 | | 41-8A / BUS | 102 | DB 01.00 | ABDEF2Z |
| SKODA FABIA Mod. '13 | | 41-14 / BUS | 183 | DB 05.10 | ABCDEF2HZ |
| SKODA KODIAQ Mod. '17 | | 41-17 / BUS | 223 | DB 09.10 | ABCDEF2GHLZ |
| SKODA OCTAVIA II Mod. '04 - '07 | | 41-6 / BUS | 104 | DB 01.00 | ABC*DEF2Z |
| SKODA OCTAVIA II Mod. '09 | | 41-10 / BUS | 109 | DB 01.00 | ABDEF2Z |
| SKODA OCTAVIA Mod. '13 | | 41-16 / BUS | 173 | DB 05.00 | ABCDEF2HZ |
| SKODA RAPID Mod. '13 | | 41-15 / BUS | 183 | DB 05.10 | ABDEF2HZ |
| SKODA ROOMSTER Mod. '06 | | 41-7 / BUS | 102 | DB 01.00 | ABDEF2 |
| SKODA ROOMSTER Mod. '13 | | 41-13 / BUS | 183 | DB 05.10 | ABCDEF2HZ |
| SKODA SUPERB Mod. '03 - '05 | | 41-4A / BUS | 110 | DB 01.00 | ABC*DEF2 |
| SKODA SUPERB Mod. '09 | | 41-9 / BUS | 109 | DB 01.00 | ABDEF2Z |
| SKODA YETI Mod. '10 – '14 | | 41-11A / BUS | 154 / 183 | DB 05.10 | ABCDEF2Z |
| SMART FORTWO & FORFOUR Mod. '15 | | 50-7 / BUS | 177 | DB 07.00 | ABF1Z |
| SUBARU BRZ Mod. '13 | | 42-13 / BUS | 185 | DB 05.10 | ABEF1GH |
| SUBARU BRZ Mod. '17 | | 42-17 / BUS | 185 | DB 09.00 | ABF1GHZ |
| SUBARU FORESTER Mod. '17 | | 42-19 / BUS | 218 | DB 09.00 | ABF2GHZ |
| ▶ SUBARU IMPREZA Mod. '18 | | 42-21 / BUS | 229 | DB 10.00 | ABGH |
| SUBARU LEGACY e OUTBACK Mod. '07 | | 42-8 / BUS | 149 | DB 01.00 | AB |
| SUBARU LEVORG Mod. '17 | | 42-15 / BUS | 218 | DB 09.00 | ABF2GHZ |
| ▶ SUBARU OUTBACK Mod. '16 – '17 | | 42-14A / BUS | 218 / 232 | DB 09.00 | ABEF2GHZ |
| SUBARU TREZIA Mod. '11 | | 42-11 / BUS | 139 | DB 02.00 | ABEGH |
| SUBARU WRX Mod. '17 | | 42-16 / BUS | 218 | DB 09.00 | ABF1GHZ |
| SUBARU XV Mod. '17 | | 42-18 / BUS | 218 | DB 09.00 | ABF2GHZ |
| ▶ SUBARU XV Mod. '18 | | 42-20 / BUS | 229 | DB 10.00 | ABGH |
| SUZUKI GRAND VITARA Mod. '11 (solo per ver. "Keyless go" – only for "Keyless go" version) | | 43-17 / BUS | 160 | DB 04.00 | ABEGH |
| SUZUKI S-CROSS Mod. '13 (solo per versioni "Keyless go" – only for "Keyless go" version) | | 43-19 / BUS | 160 | DB 04.00 | ABEGH |
| SUZUKI SWIFT Mod. '11 (solo per versioni "Keyless go" – only for "Keyless go" version) | | 43-18 / BUS | 160 | DB 04.00 | ABEF1GH |
| SUZUKI SX4 Mod. '11 (solo per versioni "Keyless go" – only for "Keyless go" version) | | 43-16 / BUS | 160 | DB 04.00 | ABEGH |
| ▶ SUZUKI VITARA Mod. '16 | | N.D. | 160 | DB 04.00 | ABEG*H |
| TOYOTA AURIS Mod. '07 | | 44-26 / BUS | 139 | DB 01.00 | ABE |
| TOYOTA AURIS Mod. '13 | | 34-38 / BUS | 139 | DB 01.00 | ABEF1H |
| TOYOTA AVENSIS Mod. '10 – '13 | | 44-32A / BUS | 139 | DB 01.00 | ABEF1G |
| TOYOTA GT86 Mod. '13 | | 34-37 / BUS | 185 | DB 05.10 | ABEF1GH |
| TOYOTA IQ Mod. '09 | | 44-28 / BUS | 139 | DB 01.00 | ABE |
| TOYOTA LAND CRUISER (150) Mod. '11 – '14 | | 44-34A / BUS | 139 | DB 03.00 | ABEF1GHZ |
| TOYOTA PRIUS e PRIUS+ Mod. '10 –'13 | | 44-31A / BUS | 139 | DB 01.00 | ABEG |
| TOYOTA RAV4 Mod. '07 | | 44-25 / BUS | 139 | DB 01.00 | ABEG |
| TOYOTA RAV4 Mod. '10 | | 44-33 / BUS | 139 | DB 01.00 | ABEG |
| TOYOTA RAV4 Mod. '13 – '16 | | 44-39A / BUS | 139 | DB 01.00 | ABEF1GH* |
| TOYOTA URBAN CRUISER Mod. '10 | | 44-30 / BUS | 139 | DB 01.00 | ABEG |
| TOYOTA VERSO Mod. '09 | | 44-29 / BUS | 139 | DB 01.00 | ABE |
| TOYOTA VERSO-S Mod. '11 | | 44-35 / BUS | 139 | DB 02.00 | ABEGH |
| TOYOTA YARIS Mod. '06 – '11 | | 44-24A / BUS | 139 | DB 02.00 | ABEH |
| TOYOTA YARIS Mod. '12 – '16 | | 44-36A / BUS | 139 | DB 02.00 | ABEGH |
| VOLKSWAGEN AMAROK Mod. '13 | | 46-40 / BUS | 109 / 183 | DB 05.10 | ABCDEHZ |
| ▶ VOLKSWAGEN ARTEON Mod. '18 | | 46-47 / BUS | 173 | DB 08.00 | ABC*DEF2HZ |
| VOLKSWAGEN BEETLE / MAGGIOLINO Mod. '12 | | 46-38 / BUS | 154 / 183 | DB 05.10 | ABCDEF2HZ |
| VOLKSWAGEN CADDY Mod. '05 | | 46-21 / BUS | 103 | DB 01.00 | ABDEF2Z |
| VOLKSWAGEN CADDY Mod. '13 | | 46-41 / BUS | 154 / 183 | DB 05.10 | ABCDEF2HZ |
| VOLKSWAGEN CRAFTER Mod. '07 – '10 | | 46-24B / BUS | 118 | DB 01.00 | ABCEF1 |
| VOLKSWAGEN CRAFTER Mod. '17 | | 46-46 / BUS | 217 | DB 09.10 | ABC*DEF1HZ |
| VOLKSWAGEN EOS Mod. '06 | | 46-23 / BUS | 103 | DB 01.00 | ABCDEF2Z |
| VOLKSWAGEN GOLF V & GOLF V PLUS Mod. '04 - '08 | | 46-16 / BUS | 103 | DB 01.00 | ABCDEF2Z |
| VOLKSWAGEN GOLF VI Mod. '09 | | 46-27 / BUS | 109 | DB 01.00 | ABCDEF2Z |
| VOLKSWAGEN GOLF VI Mod. '10 | | 46-27 / BUS | 154 | DB 01.00 | ABCDEF2Z |
| VOLKSWAGEN GOLF VII Mod. '13 – '15 | | 46-39A / BUS | 173 | DB 08.00 | ABCDEF2GHZ |
| VOLKSWAGEN JETTA '06 - '07 | | 46-20 / BUS | 103 | DB 01.00 | ABCDEF2Z |

N.B. Il presente elenco è fornito unicamente a titolo indicativo e di riferimento generale. Poiché gli equipaggiamenti in dotazione ai veicoli possono variare considerevolmente nel tempo, oltre che in relazione a differenti modelli e/o versioni e a differenti mercati, GEMINI TECHNOLOGIES S.r.l. non è responsabile per eventuali malfunzionamenti e/o danni causati da inesattezze o lacune contenute in questo documento.

N.B. This list serves to provide an indicative installation guideline. As equipment delivered with the car varies considerably from model to model and from market to market as well as from time to time, GEMINI TECHNOLOGIES S.r.l. shall not be liable for possible damages that may occur due to faulty or insufficient indications herein contained.

| | | | | | |
|---|---|--------------------------------------|--|--------------------------|------------------------------------|
| DB 10.00 | CAN BUS SYSTEMS – 93X CODICI DI PROGRAMMAZIONE / PROGRAMMING CODES | |  | | |
| MODELLO VETTURA VEHICLE MAKE AND MODEL | | SCHEDA N. SHEET N°. | CODICE CODE | DA FROM | FUNZIONI FEATURES |

| | | | | |
|--|--------------|-----------|----------|---------------------------|
| VOLKSWAGEN NEW BEETLE Mod. '04 | 46-11A / BUS | 110 | DB 01.00 | A B C D E F2 |
| VOLKSWAGEN PASSAT Mod. '01 - '05 | 46-10 / BUS | 110 | DB 01.00 | A B C D E F2 |
| VOLKSWAGEN PASSAT & PASSAT CC Mod. '06 – '08 | 46-17A / BUS | 103 | DB 01.00 | A B C D E F2 Z |
| VOLKSWAGEN PASSAT Mod. '11 – '13 | 46-35A / BUS | 154 / 183 | DB 05.10 | A B C D E F2 H Z |
| VOLKSWAGEN PASSAT Mod. '15 | 46-43 / BUS | 173 | DB 07.00 | A B C* D E F2 H Z |
| VOLKSWAGEN PHAETON Mod. '06 | N.D. / N.A. | 105 | DB 01.00 | A B C E F2 |
| VOLKSWAGEN POLO Mod. '01 - '09 | 46-12B / BUS | 102 | DB 01.00 | A B C D E F2 |
| VOLKSWAGEN POLO Mod. '10 | 46-29B / BUS | 154 | DB 01.00 | A B C D E F2 Z |
| VOLKSWAGEN POLO Mod. '13 | 46-29B / BUS | 183 | DB 05.10 | A B C D E F2 H Z |
| VOLKSWAGEN POLO Mod. '15 – '17 | 46-42A / BUS | 217 | DB 09.00 | A B C D E F2 H Z |
| VOLKSWAGEN SCIROCCO Mod. '09 | 46-28 / BUS | 103 | DB 01.00 | A B C D E F2 Z |
| VOLKSWAGEN SCIROCCO Mod. '10 | 46-31 / BUS | 154 | DB 01.00 | A B C D E F2 Z |
| VOLKSWAGEN SHARAN Mod. '10 – '13 | 46-34A / BUS | 154 / 183 | DB 05.10 | A B C D E F2 H Z |
| ▶ VOLKSWAGEN T-ROC Mod. '18 | 46-48 / BUS | 173 | DB 08.00 | A B C* D E F2 H Z |
| VOLKSWAGEN TIGUAN Mod. '08 – '09 | 46-25 / BUS | 103 | DB 01.00 | A B C D E F2 Z |
| VOLKSWAGEN TIGUAN Mod. '10 – '14 | 46-30 / BUS | 154 / 183 | DB 05.10 | A B C D E F2 Z |
| ▶ VOLKSWAGEN TIGUAN Mod. '17 | 46-45 / BUS | 217 / 173 | DB 09.00 | A B C D E F2 G H Z |
| VOLKSWAGEN TOUAREG Mod. '05 | 46-18 / BUS | 105 | DB 01.00 | A B C D E F2 Z |
| VOLKSWAGEN TOUAREG Mod. '07 | 46-18 / BUS | 106 | DB 01.00 | A B C D E F2 Z |
| VOLKSWAGEN TOUAREG Mod. '10 - '13 | 46-32B / BUS | 181 | DB 05.00 | A B C D E F2 G H Z |
| VOLKSWAGEN TOURAN Mod. '03 - '07 | 46-15 / BUS | 103 | DB 01.00 | A B C D E F2 Z |
| VOLKSWAGEN TOURAN Mod. '11 | 46-36 / BUS | 154 | DB 01.00 | A B C D E F2 Z |
| VOLKSWAGEN TRANSPORTER Mod. '05 | 46-22 / BUS | 142 | DB 01.00 | A B C D E F1 Z |
| VOLKSWAGEN TRANSPORTER T5 & CARAVELLE Mod. '10 (2-button transmitter) | 46-33A / BUS | 109 | DB 01.00 | A B C D E Z |
| VOLKSWAGEN TRANSPORTER T5 & CARAVELLE Mod. '10 (3-button transmitter) | 46-33A / BUS | 154 | DB 01.00 | A B C E F2 Z |
| VOLKSWAGEN TRANSPORTER & CARAVELLE Mod. '13 (2 & 3-button transmitter) | 46-33A / BUS | 109 / 183 | DB 05.00 | A B C D E F2 H Z |
| VOLKSWAGEN TRANSPORTER T6 Mod. '16 | 46-44 / BUS | 183 | DB 05.10 | A B C D E F2 H Z |
| VOLKSWAGEN UP Mod. '12 | 46-37 / BUS | 154 / 183 | DB 05.10 | A B D E F2 Z |

| | | | | |
|--|--------------|-----------|----------|--------------------------|
| VOLVO C30 Mod. '07 – '08 | 47-10 / BUS | 128 | DB 01.00 | A B F1 |
| VOLVO C70 Mod. '08 | 47-11 / BUS | 128 | DB 01.00 | A B E F1 |
| VOLVO S40 Mod. '06 – '07 | 47-7 / BUS | 128 | DB 01.00 | A B F1 |
| VOLVO S40 Mod. '15 | 47-15A / BUS | 186 | DB 05.10 | A B E F1 H Z |
| VOLVO S60 Mod. '11 – '13 | 47-14A / BUS | 156 | DB 03.00 | A B C* E F1 H Z |
| VOLVO S80 Mod. '07 – '08 | 47-8 / BUS | 130 | DB 01.00 | A B E Z |
| ▶ VOLVO S90 '17 – '18 | 47-17A / BUS | 219 | DB 09.00 | A B C E F1 H Z |
| VOLVO V40 Mod. '13 – '15 | 47-15A / BUS | 186 | DB 05.10 | A B E F1 H Z |
| VOLVO V50 Mod. '06 – '07 | 47-7 / BUS | 128 | DB 01.00 | A B F1 |
| VOLVO V60 Mod. '11 – '13 | 47-14A / BUS | 156 | DB 03.00 | A B C* E F1 H Z |
| VOLVO V70 Mod. '08 – '13 | 47-9A / BUS | 130 / 165 | DB 04.00 | A B C* E F1* H* Z |
| ▶ VOLVO V90 e CROSS COUNTRY Mod. '17 – '18 | 47-17A / BUS | 219 | DB 09.00 | A B C E F1 H Z |
| VOLVO XC60 Mod. '09 | 47-12 / BUS | 156 | DB 01.00 | A B C* E Z |
| VOLVO XC60 Mod. '11 – '13 | 47-13 / BUS | 156 / 165 | DB 04.00 | A B C* E F1 H Z |
| ▶ VOLVO XC60 Mod. '18 | 47-18 / BUS | 219 | DB 09.00 | A B C E F1 H Z |
| VOLVO XC70 Mod. '08 – '13 | 47-9A / BUS | 130 / 165 | DB 04.00 | A B C* E F1* H* Z |
| VOLVO XC90 Mod. '06 – '13 | 47-6A / BUS | 129 | DB 01.00 | A B C* E F1 Z |
| VOLVO XC90 Mod. '17 | 47-16 / BUS | 219 | DB 09.00 | A B C F1 H Z |

| Legenda funzioni gestite da Can-Bus / Alarm features available from Can-Bus | | |
|---|---|--|
| CODE | FUNZIONI | FEATURES |
| A | Ingresso pulsanti porte | Doors switch input |
| B | Ingresso pulsante vano bagagli | Boot switch input |
| C | Ingresso pulsante cofano motore | Bonnet switch input |
| D | Inserimento da serratura | Arming via door-lock |
| E | Antidistrazione | Automatic rearming (anti-distraction) |
| F1 | Disinserimento allarme all'apertura del vano bagagli da trasmettitore originale | Alarm disarming via boot release button on OE remote |
| F2 | Disinserimento allarme all'apertura del vano bagagli da trasmettitore originale e successivo reinserimento alla chiusura dello stesso | Alarm disarming via boot release button on OE remote and rearming after boot closure |
| G | Veicolo dotato di sistema "Keyless-go" | Vehicle equipped with "keyless-go" system |
| H | Ingresso allarme positivo sotto chiave | Positive under key alarm triggering |
| L | Disinserimento allarme all'apertura elettrica baule con "sensore piede" | Alarm disarming - Hands-free tailgate via "foot motion" |
| Z | Opzione comando blinker con unico filo | Single wire indicators' activation (from hazard button) |
| * | Dipendente dall'allestimento della vettura | Depending on vehicle version |
| ▶ | Veicolo aggiunto / modificato | Added / modified vehicle |
| ◆ | Disponibile solo con alcune versioni DB | Only available with some DB versions |
| Attenzione: consultare sempre la scheda tecnica della vettura, verificando eventuali note relative a particolarità di funzionamento o di installazione. Warning: always check vehicle-specific installation sheet for any special operating instruction or installation notes. | | |

N.B. Il presente elenco è fornito unicamente a titolo indicativo e di riferimento generale. Poiché gli equipaggiamenti in dotazione ai veicoli possono variare considerevolmente nel tempo, oltre che in relazione a differenti modelli e/o versioni e a differenti mercati, GEMINI TECHNOLOGIES S.r.l. non è responsabile per eventuali malfunzionamenti e/o danni causati da inesattezze o lacune contenute in questo documento.

N.B. This list serves to provide an indicative installation guideline. As equipment delivered with the car varies considerably from model to model and from market to market as well as from time to time, GEMINI TECHNOLOGIES S.r.l. shall not be liable for possible damages that may occur due to faulty or insufficient indications herein contained.